



www.qtaqdx.com



QTaq

**MOLECULAR
DIAGNOSTICS**

Product List

MOLECULAR DIAGNOSTICS

In the era of precision medicine, molecular diagnostics has become an essential and reliable tool for the confirmation of disease condition & its management. We offer diagnostic solution in the field of Food Safety, Animal Health and Human Healthcare. Genes for Life Molecular Diagnostic Tests are intended for the precise detection of target gene by real-time PCR/RT-PCR. We offer user-friendly solutions for diagnostics, that simplify operations, reduce manual tasks and increase efficiency & quality. The redefined product format of Genes for Life, streamlines and simplifies workflows, without compromising its accuracy and sensitivity.



TRANSFORMING HEALTHCARE WITH INNOVATIVE MOLECULAR DIAGNOSTICS: PURSUING TO BE THE GLOBAL LEADER IN IVD SOLUTIONS

Qtaq Molecular Diagnostics assures

- ✓ No more -20 °C storage. Ensures the Shipping & Storage at Room Temperature (<30°C)
- ✓ Long Shelf life
- ✓ Comfortable & Affordable pack sizes
- ✓ Suitable for low throughput laboratories
- ✓ Affordable Real time PCR Machine for the new and upcoming labs
- ✓ Easier Work flow, thus less skilled technical manpower
- ✓ Kit is supported with endogenous internal control (IC) which serves as the extraction control and helps to exclude the unreliable result
- ✓ Well validated with Global Standards
- ✓ Precision Manufacturing: Manufactured in fully automated Manufacturing line

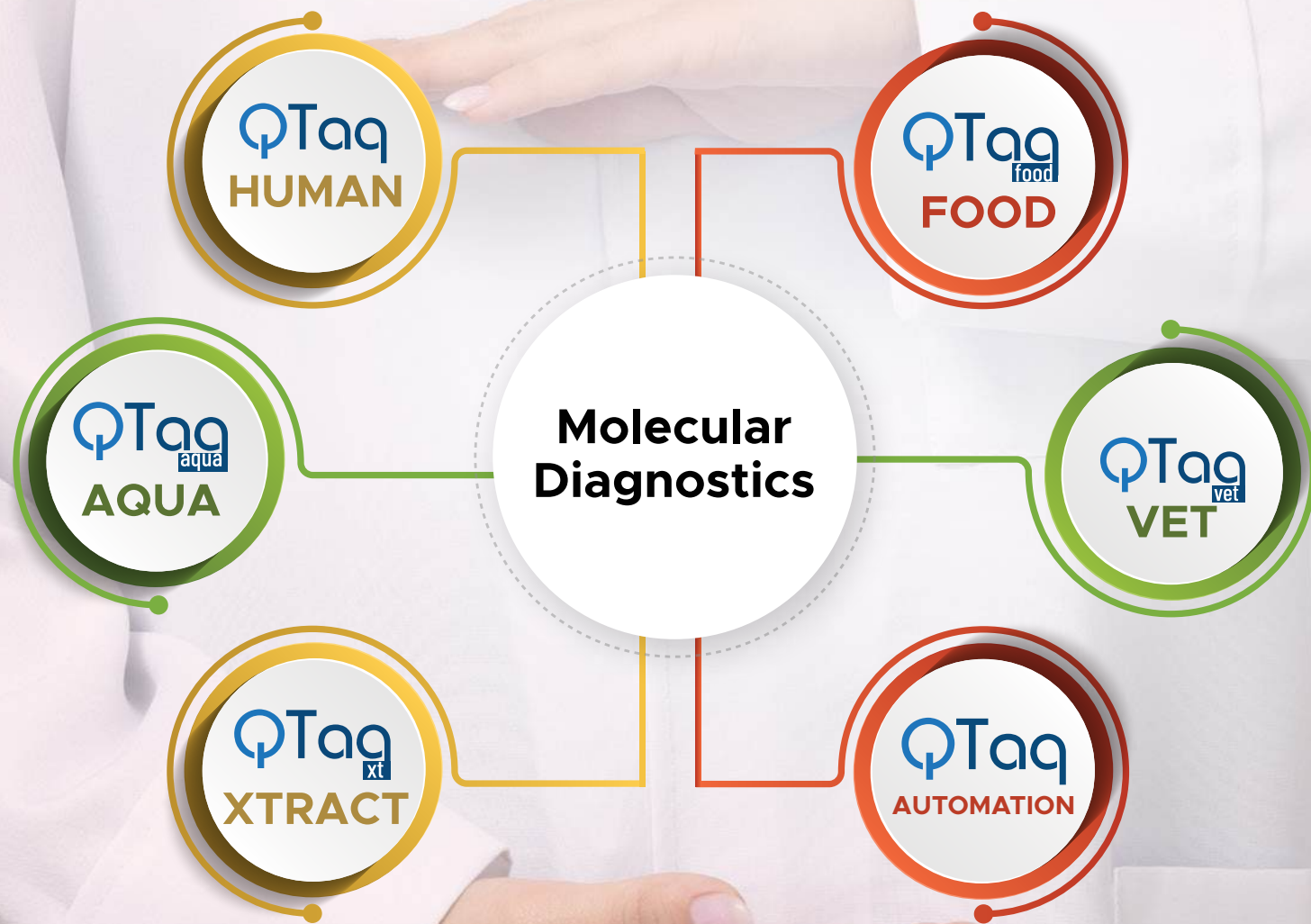
At Genes for Life, we strive to transform the healthcare through Innovative and accurate solutions. With our expertise scientific team, we offer a Comprehensive portfolio to meet your Molecular diagnostic needs across various category segments.

INSTRUMENT COMPATIBILITY	Compatible with Applied Bio systems (ABI) 7500, Bio-Rad CFX96, QIAGEN Rotor Gene Q and other PCR instruments with FAM, HEX/VIC channels
DETECTION CHANNELS	
Single Pathogen Detection	FAM, HEX
Simultaneous Detection of Two Pathogens	FAM, HEX, ROX
Simultaneous Detection of Three or More Pathogens	FAM, HEX, ROX, Cy5

HUMAN DIAGNOSTICS

At the forefront of human healthcare, staying ahead of diseases, monitoring treatment progress, and enabling early detection is critical. Our Molecular Intelligence Platform is designed to support healthcare professionals in this dynamic and evolving landscape. With new outbreaks, mutations, and emerging pathogens constantly reshaping the medical environment, traditional diagnostic solutions often struggle to keep up with the growing complexities. Our platform empowers clinicians with the tools they need to stay one step ahead, providing timely and accurate insights that are essential for effective treatment and management.

QTag, our comprehensive product line for human diagnostics, offers a wide range of specialized kits tailored for diagnosing and monitoring various human diseases. Whether detecting infectious diseases, genetic disorders, or monitoring chronic conditions, QTag ensures precision and reliability in every test. Our diagnostic solutions are designed to meet the increasing demands of modern healthcare, providing actionable data that guides clinical decision-making and enhances patient outcomes. With a commitment to innovation, we continuously evolve our diagnostic capabilities to tackle the challenges posed by new and resistant pathogens, helping professionals respond swiftly and effectively to the changing healthcare landscape.



HUMAN MULTIPLEX

The Human Multiplex Panel redefines molecular diagnostics by enabling the simultaneous detection of multiple human pathogens or biomarkers in a single, consolidated RT-PCR reaction. Unlike conventional Single-plex kits, which require separate reactions for each target, our multiplex solution saves time, reduces reagent consumption, and minimizes sample usage - all without compromising on sensitivity or specificity.

Various panels are strategically designed based on the clinical presentation of diseases that share overlapping symptoms and are often challenging to differentiate. This targeted approach ensures rapid and accurate differential diagnosis, making it an ideal choice for high-throughput clinical settings where speed, reliability, and cost-efficiency are critical.

PRODUCT NAME	PRODUCT CODE	SENSITIVITY	SPECIMEN FOR TESTING	DESCRIPTION
3H Real-Time RT-PCR Test Kit	GLH004	HIV-1: 30.0 IU/mL, HIV-2: 40.0 IU/mL HBV: 10.0 IU/mL, HCV: 250 IU/mL	Whole Blood, Serum, Plasma	3H Real-Time RT-PCR Test Kit is a multiplex molecular diagnostic assay developed for the simultaneous detection and quantification of HIV-1, HIV-2, Hepatitis B Virus (HBV), and Hepatitis C Virus (HCV) in a single reaction
Tropical Fever Multiplex Real-Time RT-PCR Test Kit	GLH013	Malaria – 0.25 IU/ml, Dengue – 7.7 IU/ml, Coxiella burnetii – 10 IU/ml, Chikungunya – 16.50 IU/ml, Leptospira – 20 IU/ml, Japanese Encephalitis – 20 IU/ml, Salmonella Typhi – 20.45 IU/ml, Francisella tularensis – 25 IU/ml, Variola virus – 30 IU/ml, Scrub Typhus – 35 IU/ml, Nipah virus – 35 IU/ml, Crimean-Congo Hemorrhagic Fever Virus – 45 IU/ml, West Nile Virus – 47.75 IU/ml, Zika Virus – 55.3 IU/ml, Ebola Virus – 55 IU/ml	Whole Blood, Serum, Plasma, CSF (Cerebrospinal Fluid), Urine, Throat Swab, Stool, Skin Lesions, Sputum, Tissue, Eschar Biopsy, And Lymph Node Aspirate.	Tropical Fever Multiplex Real-Time RT-PCR Test Kit is a high-throughput molecular assay designed for the simultaneous, rapid, and sensitive detection of viral, bacterial, and parasitic pathogens using conserved genetic targets, enabling efficient diagnosis from diverse clinical samples for use in clinical, surveillance, and public health settings
Respiratory Disease Multiplex Real-Time RT-PCR Test Kit	GLH018	COVID-19 -1.25 IU/mL, MERS-CoV -15 IU/mL, Chlamydomphila psittaci -10 IU/mL, Human metapneumovirus -25 IU/mL, Legionella pneumophila -30 IU/mL, Influenza A - 205.75 IU/mL, Influenza B and RSV at 277.06 IU/mL	Nasopharyngeal Swabs, Throat Swabs And Lower Respiratory Tract Specimens Including Bronchoalveolar Lavage, Bronchial Wash, Tracheal Aspirate, Sputum, And Lung Tissues.	Respiratory Disease Multiplex Real-Time RT-PCR Test Kit is a highly advanced and comprehensive diagnostic tool designed for the accurate detection of multiple respiratory pathogens. This cutting-edge kit enables the qualitative and quantitative identification of key viral and bacterial respiratory infections, including COVID-19, Influenza A & B, Respiratory Syncytial Virus (RSV), Middle East Respiratory Syndrome Virus (MERS), Human Metapneumovirus (HMPV), Chlamydomphila psittaci, and Legionella pneumophila
Meningitis Multiplex Real-Time RT-PCR Test Kit	GLH030	Neisseria meningitidis at 25 IU/ml Listeria monocytogenes at 7.5 IU/ml Streptococcus pneumoniae at 15 IU/ml, E.coli K1 at 5 IU/ml, Haemophilus influenzae at 35 IU/ml, Streptococcus agalactiae at 30 IU/ml, Cytomegalovirus (CMV) at 30 IU/ml, Herpes simplex virus (HSV) 1&2 at 45 IU/ml, Human herpes virus 6 at 40 IU/ml, Varicella-zoster at 100 IU/ml, Cryptococcus gattii at 25 IU/ml, Japanese encephalitis (JE) at 20 IU/ml, Toxoplasma gondii at 15 IU/ml, and Naegleria fowleri at 25 IU/ml.	Cerebrospinal Fluid (CSF), Whole Blood, Nasopharyngeal Swab, Amniotic Fluid, Placental Tissue Or Fetal Tissues	Meningitis Multiplex Real-Time PCR Test Kit is an advanced and comprehensive diagnostic tool designed for the rapid and accurate detection of bacterial and viral pathogens associated with meningitis. This high-performance kit enables the qualitative and quantitative identification of key bacterial species, including E. coli K1, Haemophilus influenzae, Listeria monocytogenes, Neisseria meningitidis, Streptococcus agalactiae, and Streptococcus pneumoniae, as well as viral pathogens such as Cytomegalovirus, Herpes simplex virus 1 & 2, and Human herpesvirus 6.

Gastro-Intestinal Multiplex Real-Time RT-PCR Test Kit	GLH043	Adenovirus at 50 IU/ml, Rota virus at 50 IU/ml, Campylobacter at 5 IU/ml, Entamoeba histolytica at 15 IU/ml, Cryptosporidium at 25 IU/ml, Shigella at 5 IU/ml, Salmonella at 20.45 IU/ml, E. coli at 5 IU/ml, Giardia at 35 IU/ml, Clostridium difficile at 20 IU/ml, Yersinia at 6.5 IU/ml, Vibrio cholerae at 10 IU/ml, Hepatitis A virus at 75 IU/ml, and Helicobacter pylori at 10 IU/ml	Stool samples, Rectal Swab, Tissue Biopsy, Blood Sample	Gastrointestinal Disease Multiplex Real-Time RT-PCR Test Kit is an advanced molecular diagnostic tool designed for the simultaneous detection and quantification of viral, bacterial, and parasitic pathogens responsible for gastrointestinal infections
HPV 16, 18 And High Risk Real-Time PCR Test Kit	GLH045	10 IU/ml	Cervical Swabs, Liquid-Based Cytology Samples, Biopsy Specimens	HPV 16, 18 & High-Risk Real-Time PCR Test Kit is a multiplex qPCR-based diagnostic solution designed for the qualitative detection and differentiation of HPV genotypes 16 and 18, along with a comprehensive panel of other high-risk HPV types (e.g., of 31, 33, 52, 45, 58) in clinical specimens.
M.TB-MDR TB Real-Time PCR Test Kit	GLH091	10 IU/ml	Sputum, Bronchoalveolar Lavage (BAL), Swabs, Urine, Cerebrospinal Fluid (CSF), Plasma, And Stool Specimens	M. TB-MDR TB Real-Time PCR Test Kit is a highly sensitive and reliable diagnostic tool designed for the qualitative and quantitative detection of Mycobacterium tuberculosis (MTB) and multidrug-resistant tuberculosis (MDR-TB) from sputum, bronchoalveolar lavage (BAL), swabs, urine, cerebrospinal fluid (CSF), plasma, and stool specimens.
ESKAPE Pathogens Real-Time PCR Test	GLH092	Staphylococcus aureus at 10 IU/ml, Klebsiella pneumoniae at 25 IU/ml, Acinetobacter baumannii at 20 IU/ml, Pseudomonas aeruginosa at 45 IU/ml, Enterococcus faecium at 40 IU/ml, and Enterobacter species at 50 IU/ml.	Blood, Sputum, Urine, Wound Swabs, Respiratory Specimens (Sputum, Bronchoalveolar Lavage), CSF	ESKAPE Pathogens Real-Time PCR Test Kit is a highly advanced and reliable diagnostic tool designed for the qualitative and quantitative detection of ESKAPE pathogens in patient samples, including blood, sputum, urine, and wound swabs. This comprehensive kit enables rapid and accurate identification of Enterococcus faecium, Staphylococcus aureus, Klebsiella pneumoniae, Acinetobacter baumannii, Pseudomonas aeruginosa, and Enterobacter species by detecting their nucleic acids
Sepsis Panel Real-Time PCR Test Kit	GLH048	40 IU/ml	Whole blood, serum, cerebrospinal fluid (CSF), Urine	Sepsis Panel Real-Time PCR Test Kit is an advanced, highly sensitive, and rapid molecular diagnostic tool designed for the detection of bacterial and fungal DNA in clinical samples, particularly in cases of sepsis and bloodstream infections (BSIs). This PCR-based method offers significantly faster and more accurate results compared to traditional culture techniques, making it an essential tool for early diagnosis and timely treatment.
Sexually Transmitted Disease (STD) Real-Time PCR Test Kit	GLH093	Chlamydia trachomatis (55 IU/ml), Candida albicans (60 IU/ml), Herpes Simplex Virus (HSV-1 & HSV-2) (45 IU/ml), Neisseria gonorrhoeae (45 IU/ml), Syphilis (30 IU/ml)	Urogenital Samples, Cervical Swabs, Vaginal Swabs, Rectal Swabs	Sexually Transmitted Disease (STD) Real-Time PCR Test Kit is a highly advanced and reliable diagnostic tool designed for the qualitative and quantitative detection of key sexually transmitted infections. This comprehensive kit accurately identifies Chlamydia trachomatis, Candida albicans, Treponema pallidum (Syphilis), Herpes Simplex Virus 1 & 2 (HSV-1 & HSV-2), and Neisseria gonorrhoeae by detecting their nucleic acids
Burkholderia mallei & Burkholderia pseudomallei Real Time PCR Test	GLH077	50 IU/ml	Whole blood, Serum, Plasma, Respiratory specimens (sputum, BAL), Wound swabs, Tissue biopsies, Nasal/throat swabs	Burkholderia mallei & Burkholderia pseudomallei Real-Time PCR Test is a dual-target molecular assay designed for the rapid and specific detection of B. mallei and B. pseudomallei—the causative agents of Glanders and Melioidosis, respectively. These are serious, potentially fatal infections with zoonotic potential and biodefense significance, caused by closely related gram-negative bacteria
Brucella abortus & Brucella melitensis Real Time PCR Test	GLH080	45 IU/ml	Whole blood, serum, plasma, sputum, urine, abscess pus, wound swabs, cerebrospinal fluid (CSF), throat or nasal swabs.	Brucella abortus & Brucella melitensis Real-Time PCR Test is a highly sensitive and specific molecular diagnostic assay for the detection of Brucella species DNA in human clinical samples, specifically targeting Brucella abortus and Brucella melitensis—the most common zoonotic agents of brucellosis.



HUMAN SINGLEPLEX

Our Single-plex Real-Time PCR kits are designed for precise, target-specific detection of individual pathogens or genetic markers. Ideal for applications where focused analysis is critical, these assays offer exceptional sensitivity, specificity, and reproducibility. Each kit is optimized to deliver clear, reliable results - making them well-suited for confirmatory diagnostics, low-throughput testing, or situations where high assay precision is required.

CATEGORY	PRODUCT NAME	PRODUCT CODE	SENSITIVITY	SPECIMEN FOR TESTING	DESCRIPTION
BLOOD BORNE DISEASE	HIV 1&2 REAL TIME RT-PCR TEST KIT	GLH001	HIV-1 is 30.0 IU/ml and HIV-2 is 40.0 IU/ml	Whole Blood, Serum, Plasma	HIV 1&2 Real-Time RT-PCR test kits are advanced diagnostic tools designed for the qualitative / quantitative detection of Human Immunodeficiency Virus types 1 and 2 (HIV-1 and HIV-2) RNA in human samples such as serum, plasma and whole blood
	HBV REAL TIME PCR TEST KIT	GLH002	10 IU/ml	Whole Blood, Serum, Plasma	Hepatitis B Virus (HBV) Real-Time PCR test kits are instrumental in diagnosing HBV infections, monitoring disease progression, and evaluating the efficacy of antiviral therapies.
	HCV REAL TIME RT-PCR TEST KIT	GLH003	250 IU/ml	Whole Blood, Serum, Plasma	HCV Real-Time RT-PCR Test Kit is a molecular diagnostic assay designed for the highly sensitive and specific detection and quantification of Hepatitis C Virus (HCV) RNA, which enables early detection of active HCV infections, supports genotype-independent viral load monitoring, and guides clinical decision-making during antiviral therapy.

TROPICAL FEVER

DENGUE VIRUS REAL TIME RT-PCR TEST KIT	GLH005	7.7 IU/ml	Whole blood, serum, plasma and urine samples.	Dengue Virus Real Time RT-PCR TEST KIT is designed for the qualitative detection of Dengue virus RNA (DENV 1-4 serotypes) in clinical samples using Real-Time Reverse Transcription PCR (RT-PCR).
MALARIA REAL TIME PCR TEST KIT	GLH006	0.25 IU/ml	Whole blood, serum, plasma	Malaria Real Time PCR Test Kit kit is intended for qualitative detection and differentiation of Plasmodium species DNA in human blood samples using Real-Time PCR (qPCR). It's highly sensitive and useful in low parasitemia cases, mixed infections, and during asymptomatic screening.
ZIKA VIRUS REAL TIME RT-PCR TEST KIT	GLH007	55.3 IU/ml	Whole blood, serum, plasma, Urine, Amniotic fluid, CSF, Mosquito samples	Zika Virus Real-Time RT-PCR Test Kit is a molecular diagnostic assay designed for the qualitative and quantitative detection of Zika virus (ZIKV) RNA in human clinical specimens and mosquito vectors.
WEST NILE VIRUS REAL TIME RT-PCR TEST KIT	GLH008	47.75 IU/ml	Whole blood, CSF, Avian tissue, and mosquito samples	West Nile Virus Real-Time RT-PCR Test Kit is used to detect the genetic material (RNA) of West Nile virus (WNV) in patient samples or mosquito vectors. It works by converting the viral RNA into DNA and then amplifying it in real-time using a fluorescent probe system.
LEPTOSPIRA REAL TIME PCR TEST KIT	GLH009	20 IU/ml	Whole blood (EDTA), Serum, Plasma, Urine, CSF, Tissue samples	Leptospira Real-Time PCR Test Kit is a highly sensitive and specific molecular assay designed for the detection and quantification of pathogenic Leptospira species DNA in human clinical specimens. This assay is based on TaqMan hydrolysis probe technology and enables both qualitative identification (presence/absence) and quantitative analysis (viral load estimation) of Leptospira DNA in a single streamlined workflow
CHIKUNGUNYA REAL TIME RT-PCR TEST KIT	GLH010	16.50 IU/ml	Whole blood (EDTA), Serum, Plasma, Urine, CSF	Chikungunya Virus (CHIKV) Real-Time RT-PCR Test Kit is a one-step molecular diagnostic assay developed for the qualitative and quantitative detection of Chikungunya virus RNA in human clinical samples and Ideal for both diagnostic laboratories and public health screening
SCRUB TYPHUS REAL TIME PCR TEST KIT	GLH011	35 IU/ml	Whole blood, Serum, Plasma, Buffy coat, Eschar or skin biopsy (when present), Cerebrospinal fluid (CSF)	Scrub Typhus Real Time PCR Test Kit is a specialized molecular diagnostic kit for the rapid and accurate detection of Orientia tsutsugamushi DNA in human clinical samples using TaqMan-based real-time PCR.
SALMONELLA TYPHI REAL TIME PCR TEST KIT	GLH012	20.45 IU/ml	Whole blood, Serum, Plasma, Stool, Bone marrow aspirate, Urine	Salmonella Typhi Real-Time PCR Test Kit is a high-performance molecular assay designed for the rapid, sensitive, and specific detection of Salmonella enterica serovar Typhi DNA in human clinical specimens.
JAPANESE ENCEPHALITIS (JE) REAL TIME RT-PCR TEST KIT	GLH052	20 IU/ml	Whole blood, Serum, Plasma, Cerebrospinal Fluid, Tissue Biopsy	Japanese Encephalitis Real-Time RT-PCR Test Kit is a precise and reliable molecular diagnostic tool designed to detect Japanese Encephalitis virus (JEV) RNA in human samples at an early stage. Using real-time reverse transcription polymerase chain reaction (RT-PCR) technology, this test amplifies and identifies JEV RNA with exceptional accuracy, allowing for quick detection of the virus, even when the viral load is still low.
EBOLA VIRUS REAL TIME RT-PCR TEST KIT	GLH082	55 IU/ml	Whole blood, Serum, Plasma, CSF	Ebola Virus Real-Time RT-PCR Test Kit is a state-of-the-art molecular diagnostic assay designed for both qualitative and quantitative detection of Ebola virus RNA in human clinical samples. Leveraging real-time reverse transcription polymerase chain reaction (RT-PCR) technology, this highly sensitive test allows for the fast detection and viral load quantification of the Ebola virus across all genotypes, even during the early phase of infection when the viral load is still low
NIPAH VIRUS REAL TIME RT-PCR TEST KIT	GLH083	35 IU/ml	Whole blood, Serum, Plasma, CSF	NIPAH VIRUS REAL TIME RT-PCR TEST KIT is an extremely sophisticated diagnostic technique for identifying and measuring Nipah virus RNA in human clinical samples. The test guarantees great specificity and low cross-reactivity with other pathogens by focusing on the N gene, a highly conserved area across all genotypes.
COXIELLA BURNETII REAL TIME PCR TEST KIT	GLH074	10 IU/ml	Whole blood, Plasma, Serum, Cerebrospinal Fluid (CSF), Tissue biopsy or aspirates, Placenta tissue or amniotic fluid	Coxiella burnetii Real-Time PCR Test Kit is a cutting-edge molecular diagnostic solution designed for the accurate detection and quantification of Coxiella burnetii DNA in human clinical specimens. Leveraging advanced real-time PCR technology, this test delivers both highly sensitive and reliable qualitative and quantitative results, enabling the detection of acute and chronic Q fever infections with precision
FRANCISELLA TULARENSIS REAL TIME PCR TEST KIT	GLH073	25 IU/ml	Whole blood, Serum, Plasma, Lymph node aspirates, Sputum or Respiratory samples, Tissue biopsies	Francisella tularensis Real-Time PCR Test Kit quickly detects and quantifies F. tularensis DNA in human samples, targeting all subspecies, including Type A and Type B. It provides rapid, accurate results for diagnosing Tularemia, even at low bacterial loads.
VARIOLA VIRUS REAL TIME PCR TEST KIT	GLH084	30 IU/ml	Skin Lesion Samples (Pustules Or Scabs), Whole Blood, Serum, And Respiratory Samples (Sputum)	Variola Virus Real-Time PCR Test Kit is a molecular diagnostic tool for detecting and quantifying Variola virus DNA in human samples. Using real-time PCR, it provides rapid and accurate results for diagnosing smallpox, even at low viral loads. The assay targets the Variola virus genome, ensuring high specificity for Variola major and Variola minor, crucial for timely diagnosis and outbreak containment.
CRIMEAN - CONGO HEMORRHAGIC FEVER VIRUS REAL TIME RT-PCR TEST KIT	GLH085	45 IU/ml	Whole blood, Plasma, Serum, Tissue samples, Sputum or respiratory samples	Crimean-Congo Hemorrhagic Fever Virus Real-Time RT-PCR Test Kit provides rapid, sensitive, and precise detection of CCHFV RNA in human samples, essential for early diagnosis, outbreak management, and public health response

RESPIRATORY DISEASE

COVID – 19 REAL TIME RT-PCR TEST	GLH014	1.25 IU/ml	Nasopharyngeal swabs, oropharyngeal swabs, nasal swabs, and throat swabs	COVID-19 Real-Time RT-PCR Test is a highly sensitive molecular diagnostic assay designed for the qualitative detection of SARS-CoV-2 RNA in clinical specimens. This assay specifically targets the ORF1ab gene, a conserved region of the viral genome responsible for encoding non-structural proteins essential for viral replication. The test employs real-time reverse transcription polymerase chain reaction (RT-PCR) technology, enabling simultaneous amplification and detection of viral RNA
INFLUENZA A REAL TIME RT-PCR TEST	GLH015	205.75 IU/ml	Nasopharyngeal swabs, oropharyngeal swabs, nasal swabs, and nasopharyngeal aspirates	Influenza A Real-Time RT-PCR Test is designed for the detection of Influenza A virus RNA in clinical specimens. Recommended sample types include upper respiratory tract specimens
INFLUENZA B REAL TIME RT-PCR TEST	GLH016	277. 06 IU/ml	Nasopharyngeal swabs, oropharyngeal swabs, nasal swabs, and nasopharyngeal aspirates collected using appropriate viral transport media	Influenza B Real-Time RT-PCR Test is a molecular diagnostic assay designed for the specific detection of Influenza B virus RNA in clinical samples. Utilizing real-time reverse transcription polymerase chain reaction (RT-PCR) technology, the test enables rapid, sensitive, and specific identification of the virus by targeting conserved regions of the Influenza B genome
RSV REAL TIME RT-PCR TEST	GLH017	277.06 IU/ml	Upper respiratory tract samples include nasopharyngeal swabs, oropharyngeal swabs, nasal swabs, and nasopharyngeal aspirates	RSV Real-Time RT-PCR Test is a molecular diagnostic assay designed for the qualitative detection and differentiation of Respiratory Syncytial Virus (RSV) types A and B in human respiratory specimens. The test utilizes real-time reverse transcription polymerase chain reaction (RT-PCR) to amplify and detect conserved genetic regions specific to RSV-A and RSV-B. This highly sensitive and specific assay enables early and accurate diagnosis of RSV infections, which is critical for timely patient management, especially in infants, elderly individuals, and immunocompromised patients
MIDDLE EAST RESPIRATORY SYNDROME (MERS) VIRUS REAL TIME RT-PCR TEST	GLH051	15 IU/ml	Nasopharyngeal swabs, oropharyngeal swabs, nasal swabs, and nasopharyngeal aspirates	“Middle East Respiratory Syndrome (MERS) Virus Real-Time RT-PCR Test is a highly sensitive molecular diagnostic assay developed for the specific detection of MERS-CoV RNA in human clinical samples. It enables rapid and accurate detection of active MERS-CoV infection, supporting early diagnosis, clinical management, and containment of potential outbreaks. The test is designed to distinguish MERS-CoV from other coronaviruses, including SARS-CoV and SARS-CoV-2, ensuring high specificity and reliability in surveillance and diagnostic applications.
CHLAMYDOPHILA PSITTACI REAL TIME PCR TEST	GLH054	10 IU/ml	Sputum, bronchoalveolar lavage (BAL) fluid, blood, throat swabs.	Chlamydophila psittaci Real-Time PCR test is designed to detect the genetic material of Chlamydophila psittaci, a bacterial pathogen that causes psittacosis (also known as parrot fever) in humans. This pathogen is typically transmitted from birds (especially pet birds like parrots) to humans. Real-Time PCR allows for rapid and highly sensitive detection of the pathogen in clinical samples, such as blood, respiratory specimens, or tissue.
HUMAN METAPNEUMO VIRUS REAL TIME RT-PCR TEST (HMPV)	GLH067	25 IU/ml	Nasopharyngeal swabs, throat swabs, sputum, and bronchoalveolar lavage (BAL) fluids.	Human Metapneumovirus (HMPV) Real-Time RT-PCR Test is a diagnostic assay used to detect the RNA of HMPV, a respiratory virus that can cause infections ranging from mild cold-like symptoms to more severe conditions like pneumonia, particularly in young children, the elderly, and immunocompromised individuals. The test is conducted using real-time reverse-transcription polymerase chain reaction (RT-PCR), which is highly sensitive and specific for detecting viral RNA.
LEGIONELLA PNEUMOPHILA REAL TIME PCR TEST	GLH063	30 IU/ml	Sputum, bronchoalveolar lavage (BAL), tracheal aspirates, lung tissue biopsies, Blood, Water samples	Legionella pneumophila Real-Time PCR Test is a diagnostic tool that detects the DNA of Legionella pneumophila, the bacteria responsible for Legionnaires' disease (a severe pneumonia) and Pontiac fever (a milder illness). This real-time PCR method provides a quick and accurate way to identify Legionella pneumophila in patient samples, such as those from the respiratory system, as well as environmental samples like water, which can be the source of infection.



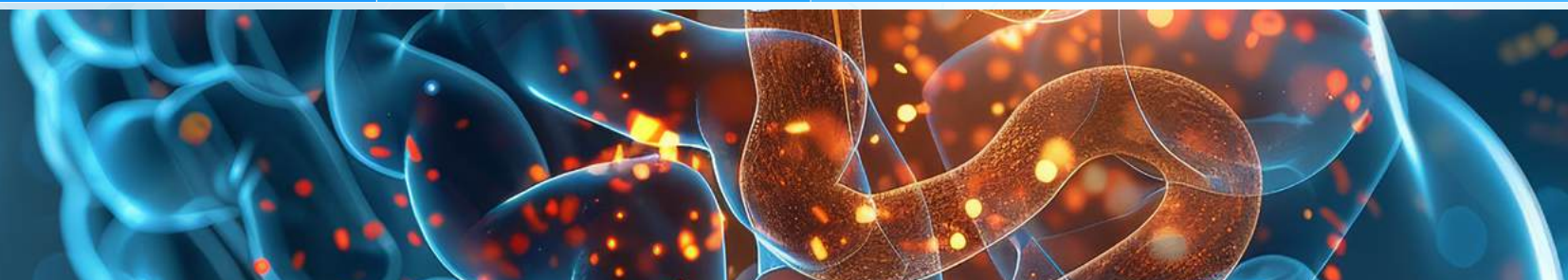
GYNIC MARKERS	HPV 16 & 18 REAL-TIME PCR TEST	GLH044	10 IU/ml	Cervical swabs, Liquid-based cytology samples, Biopsy specimens	HPV 16 & 18 Real-Time PCR Test Kit is a high-performance molecular diagnostic tool designed for the qualitative detection and differentiation of Human Papillomavirus (HPV) types 16 and 18, which are responsible for approximately 70% of cervical cancer cases worldwide.
INFECTIOUS DISEASE AND SEPSIS	MYCOBACTERIUM TUBERCULOSIS (MTB) REAL TIME PCR TEST	GLH046	10 IU/ml	Sputum, bronchoalveolar lavage (BAL), swabs, urine, cerebrospinal fluid (CSF), plasma, and stool specimens	Mycobacterium tuberculosis Real Time PCR Test Kit is a PCR kit that is used to identify the M.tuberculosis both qualitatively and quantitatively by detecting nucleic acids from Sputum,Bal,swab,urine,CSF,plasma and stool samples.The kit supports endogenous internal control (IC), which serves as the extraction control and helps to exclude the unreliable result
	AFRICAN SLEEPING SICKNESS REAL-TIME PCR TEST	GLH056	10 IU/ml	Blood Samples, Cerebrospinal Fluid (CSF), Lymph Node Aspirates, Skin Biopsies	African Sleeping Sickness Real-Time PCR Test Kit is a highly sensitive and reliable diagnostic tool designed for the precise detection of Trypanosoma brucei in clinical samples, including blood, cerebrospinal fluid (CSF), lymph node aspirates, and skin biopsies.
	BABESIA MICROTI REAL-TIME PCR TEST	GLH062	50 IU/ml	Whole blood, serum, plasma, and dried blood spots (DBS).	Babesia microti Real-Time PCR Test Kit is a highly sensitive and reliable molecular diagnostic tool designed for the accurate detection of Babesia microti DNA in clinical samples, including Whole blood, serum, plasma, and dried blood spots (DBS).
	YERSINIA PESTIS	GLH072	45 IU/ml	Blood samples, Sputum & Bronchoalveolar Lavage (BAL) Fluid, Lymph Node Aspirates, Cerebrospinal Fluid (CSF), Oropharyngeal Swabs	Yersinia pestis PCR Test Kit is a highly sensitive and reliable molecular diagnostic tool designed for the accurate detection of Yersinia pestis, the causative agent of plague, in human clinical samples. This test is essential for early detection and rapid response, as Y. pestis infections can be severe and life-threatening
	BACILLUS ANTHRACIS REAL-TIME PCR TEST	GLH071	40 IU/ml	whole blood, serum, sputum, bronchoalveolar lavage (BAL) fluid, skin lesion swabs, cerebrospinal fluid (CSF), and bacterial cultures.	Bacillus anthracis Real-Time PCR Test Kit is a highly sensitive and reliable molecular diagnostic tool designed for the rapid and accurate detection of Bacillus anthracis, the causative agent of anthrax, in human clinical samples. This test is essential for early diagnosis and outbreak response, as B. anthracis infections can be severe and potentially fatal.
	LEISHMANIASIS REAL-TIME PCR TEST	GLH068	35 IU/ml	Whole blood, serum, bone marrow and spleen aspirates, skin lesion swabs or biopsies, and lymph node aspirates.	Leishmaniasis Real-Time PCR Test Kit is a highly sensitive and reliable molecular diagnostic tool designed for the precise detection of Leishmania DNA in human clinical samples. This test is particularly valuable for diagnosing cutaneous, mucocutaneous, and visceral leishmaniasis, even in cases with low parasite loads, where traditional methods may not be sufficient.
GENETIC DISORDER	HLA B 27 REAL-TIME PCR TEST KIT	GLH049	30 IU/ml	Peripheral blood samples	HLA B 27 Real-Time PCR Test Kit is a specialized molecular diagnostic tool designed for the detection and quantification of HLA-B27. This PCR kit identifies nucleic acids from peripheral blood samples, aiding in the diagnosis of conditions associated with HLA-B27, such as certain autoimmune and inflammatory disorders.
ONCOLOGY	EPSTEIN-BARR VIRUS (EBV) REAL-TIME PCR TEST	GLH050	120 IU/ml	Whole Blood, Plasma, Serum, Lymph Node Biopsy, Nasopharyngeal Biopsy, Cerebrospinal Fluid (CSF), Saliva/Oral Swabs, Urine	Epstein-Barr Virus (EBV) Real-Time PCR Test Kit is a specialized molecular diagnostic assay designed for the qualitative and quantitative detection of EBV nucleic acids in whole blood, plasma, serum, and biopsy samples. This PCR-based test provides accurate and reliable results, making it a valuable tool for diagnosing and monitoring EBV-related infections and associated conditions, such as infectious mononucleosis and certain malignancies

ESKAPE PATHOGENES	STAPHYLOCOCCUS AUREUS REAL TIME PCR TEST	GLH065	10 IU/ml	Blood, sputum, urine, wound swabs	Staphylococcus aureus Real-Time PCR Test is a molecular diagnostic method used to rapidly detect the presence of <i>S. aureus</i> , including methicillin-resistant strains (MRSA), in clinical or environmental samples. Since <i>S. aureus</i> is part of the ESKAPE pathogens, it is a high-priority target for diagnostic tools
	KLEBSIELLA PNEUMONIAE REAL-TIME PCR TEST	GLH064	25 IU/ml	Respiratory specimens (sputum, bronchoalveolar lavage), Blood, Urine, Cerebrospinal fluid (CSF), Wound swabs, Rectal swabs	Klebsiella pneumoniae Real-Time PCR Test is to detect Klebsiella pneumoniae DNA and potentially screen for antibiotic resistance genes using real-time PCR (qPCR)
	ACINETOBACTER BAUMANNII REAL-TIME PCR TEST	GLH070	20 IU/ml	Blood, sputum, urine, wound swabs	To detect <i>A. baumannii</i> DNA directly from clinical and environmental samples using real-time PCR (qPCR), optionally including resistance gene detection.
	PSEUDOMONAS AERUGINOSA REAL-TIME PCR TEST KIT	GLH069	45 IU/ml	Sputum, bronchoalveolar lavage, Blood cultures, CSF, Wound and burn swabs, Urine, Catheter tips, endotracheal aspirates	Pseudomonas aeruginosa Real-Time PCR Test Kit is a rapid, sensitive, and specific molecular diagnostic assay designed to detect the presence of <i>P. aeruginosa</i> DNA in clinical and environmental samples. This opportunistic Gram-negative bacterium is a leading cause of hospital-acquired infections and a prominent member of the WHO-listed ESKAPE pathogens, known for its intrinsic resistance mechanisms and ability to survive in hostile environments.
	ENTEROCOCCUS FAECIUM REAL-TIME PCR TEST	GLH089	40 IU/ml	Blood, sputum, urine, wound swabs, Rectal and perianal swabs	This Real-Time PCR Test Kit enables the specific and sensitive detection of <i>E. faecium</i> DNA, with optional multiplexing to detect vancomycin resistance genes (<i>vanA</i> , <i>vanB</i>). Results are delivered within 90 minutes using fluorescent probe-based qPCR.
	ENTEROBACTER SPECIES	GLH090	50 IU/ml	Blood, sputum, urine, wound swabs	Real-Time PCR Test Kit offers rapid, species-complex level detection of Enterobacter spp. from diverse clinical and environmental samples, with optional inclusion of antibiotic resistance gene targets for comprehensive surveillance.
ZOO NOTIC DISEASE	BRUCELLA ABORTUS REAL-TIME PCR TEST	GLH078	45 IU/ml	Whole Blood, Serum, Plasma, Bone marrow, Lymph nodes, Tissue biopsies	Brucella abortus Real-Time PCR test kit is designed to detect the presence of Brucella abortus, a bacterial pathogen responsible for brucellosis in humans, which is typically transmitted through contact with infected animals or consumption of unpasteurized dairy products. This PCR kit targets specific genes unique to Brucella abortus, allowing for rapid, sensitive, and accurate diagnosis
	BURKHOLDERIA MALLEI REAL-TIME PCR TEST	GLH075	50 IU/ml	Whole blood, Serum, Plasma, Respiratory specimens (sputum, BAL), Wound swabs, Tissue biopsies, Nasal/throat swabs	Burkholderia mallei Real-Time PCR Test Kit is a molecular diagnostic tool designed for the qualitative detection of <i>B. mallei</i> DNA in human clinical samples using real-time PCR (qPCR). It enables early, rapid, and specific identification of <i>B. mallei</i> in suspected glanders cases.
	BURKHOLDERIA PSEUDOMALLEI REAL-TIME PCR TEST	GLH076	50 IU/ml	Whole blood, serum, plasma, sputum, urine, abscess pus, wound swabs, cerebrospinal fluid (CSF), and throat or nasal swabs	Burkholderia pseudomallei Real-Time PCR Test Kit is designed for the rapid, sensitive, and specific detection of <i>B. pseudomallei</i> DNA in human clinical samples using quantitative real-time PCR (qPCR). This is crucial for early diagnosis of melioidosis, which can be acute or chronic and mimic other diseases like tuberculosis or pneumonia
	BRUCELLA MELITENSIS REAL-TIME PCR TEST	GLH079	45 IU/ml	Whole blood, serum, plasma, sputum, urine, abscess pus, wound swabs, cerebrospinal fluid (CSF), throat or nasal swabs	Brucella melitensis Real-Time PCR Test Kit is designed for the rapid and specific detection of <i>B. melitensis</i> DNA in human clinical samples. This bacterium is the most pathogenic species of Brucella for humans and is primarily transmitted via direct contact with infected animals (sheep, goats) or ingestion of unpasteurized dairy products. Early molecular detection using real-time PCR is essential due to its intracellular nature and non-specific symptoms
	BACILLUS ANTHRACIS REAL-TIME PCR TEST	GLH081	40 IU/ml	whole blood, serum, sputum, bronchoalveolar lavage (BAL) fluid, skin lesion swabs, cerebrospinal fluid (CSF), and bacterial cultures.	Bacillus anthracis Real-Time PCR Test Kit is a highly sensitive and reliable molecular diagnostic tool designed for the rapid and accurate detection of Bacillus anthracis, the causative agent of anthrax, in human clinical samples. This test is essential for early diagnosis and outbreak response, as <i>B. anthracis</i> infections can be severe and potentially fatal.

	RABIES REAL TIME RT- PCR TEST	GLH094	25 IU/ml	saliva, cerebrospinal fluid (CSF), skin biopsies (nuchal), corneal impressions	Rabies Real-Time RT-PCR Test is a highly sensitive and specific molecular assay designed for the qualitative detection of rabies virus RNA in human clinical specimens such as saliva, cerebrospinal fluid (CSF), skin biopsies (nuchal), or corneal impressions. Utilizing one-step reverse transcription followed by real-time PCR amplification, the assay enables early and reliable detection of rabies virus, even in cases where classical symptoms are not yet fully manifested.
SEXUALLY TRANSMITTED DISEASE(STDs)	CHLAMYDIA TRACHOMATIS REAL-TIME PCR TEST	GLH061	55 IU/ml	Male: First-catch urine or urethral swab, Female: Vaginal, endocervical swab, or urine. Other sites: Rectal, throat swabs	Chlamydia trachomatis Real-Time PCR Test detects Chlamydia trachomatis DNA in clinical specimens using real-time polymerase chain reaction (qPCR). It is one of the most sensitive and specific tests for sexually transmitted Chlamydia infection.
	CANDIDA ALBICANS REAL-TIME PCR TEST	GLH066	60 IU/ml	Female: Vaginal swab, cervical swab, endocervical swab, urine, Male: Urethral swab, semen, urine, Both sexes: Rectal swab, oral swab	Candida albicans Real-Time PCR Test is designed to detect and quantify the presence of Candida albicans DNA in clinical specimens using Real-Time Polymerase Chain Reaction (qPCR). Candida albicans is a yeast that is part of the normal human microbiota but can cause opportunistic infections, especially in the genitourinary tract, and may be sexually transmissible in some cases
	HERPES SIMPLEX VIRUS (HSV-1 & HSV-2) REAL-TIME PCR TEST	GLH086	45 IU/ml	Genital swabs (vaginal, cervical, urethral), Lesion swabs, Rectal swabs, Oral swabs, Cerebrospinal fluid (CSF), Urine, semen, blood	Herpes Simplex Virus (HSV-1 & HSV-2) Real-Time PCR test detects and differentiates between Herpes Simplex Virus Type 1 (HSV-1) and Herpes Simplex Virus Type 2 (HSV-2) DNA in clinical specimens using Real-Time PCR. It is crucial for diagnosing genital herpes, oral herpes, and neonatal herpes
	NEISSERIA GONORRHOEAE REAL-TIME PCR TEST	GLH087	45 IU/ml	Female: Vaginal swab, cervical swab, endocervical swab, urine, Male: Urethral swab, semen, urine, Both sexes: Rectal swab, oral swab	The test detects and quantifies the DNA of Neisseria gonorrhoeae using real-time PCR.It is a rapid, sensitive, and specific method designed for the early detection of gonorrhea, even in asymptomatic patients
	SYPHILIS REAL-TIME PCR TEST	GLH088	30 IU/ml	Lesion swabs, Cerebrospinal fluid (CSF), Whole blood, plasma, serum, Amniotic fluid, Placental or umbilical tissue	Syphilis Real-Time PCR Test for Syphilis detects the DNA of T. Pallidum directly in clinical specimens. It is especially useful in: Early-stage syphilis (before antibodies develop), Congenital syphilis, unclear serology, Neurosyphilis, where antibody tests may be inconclusive
	TRICHOMONAS VAGINALIS REAL-TIME PCR TEST	GLH095	50 IU/ml	Vaginal swabs, Endocervical swabs, Urethral swabs, First-catch urine (male and female) , Self-collected vaginal swabs	Trichomonas Vaginalis Real-Time PCR Test designed for the detection of Trichomonas vaginalis DNA in human urogenital specimens, including vaginal swabs, endocervical swabs, urethral swabs, and urine samples. The test specifically targets conserved genetic regions of T. vaginalis, enabling rapid and accurate diagnosis of trichomoniasis.
	UREAPLASMA UREALYTICUM REAL-TIME PCR TEST	GLH096	45 IU/ml	Endocervical swabs,Vaginal swabs, Urethral swabs, First-void urine (male and female), Semen samples (for infertility workups, if validated), Amniotic fluid	Ureaplasma urealyticum Real-Time PCR assay is a qualitative molecular diagnostic test designed for the specific detection of Ureaplasma urealyticum DNA in human urogenital specimens
	MYCOPLASMA GENITALIUM REAL-TIME PCR TEST	GLH097	45 IU/ml	First-catch urine (male), urethral swabs, vaginal swabs, endocervical swabs, rectal swabs	Mycoplasma genitalium Real-Time PCR Test is designed for the qualitative detection of Mycoplasma genitalium DNA in human clinical specimens. The assay targets a conserved region 16S rRNA gene, allowing highly specific and sensitive identification of M. genitalium, a sexually transmitted pathogen associated with urethritis, cervicitis, pelvic inflammatory disease, and infertility.
	MYCOPLASMA HOMINIS REAL-TIME PCR TEST	GLH098	45 IU/ml	Urogenital Samples (Most Common): - Vaginal swab, Endocervical swab, Urethral swab, First-catch urine (male or female), Prostatic secretion or ejaculate/semen Reproductive Tract and Fertility-Related Samples: -Endometrial swab or aspirate, Amniotic fluid, Chorionic villus or placental tissue, Embryo culture media (for IVF settings) Neonatal or Obstetric Samples: -Neonatal swab (oral, rectal, or conjunctival), Amniotic sac/ tissue biopsy, Umbilical cord blood or swabs	Mycoplasma hominis Real-Time PCR Test is intended for the qualitative detection of Mycoplasma hominis DNA in human clinical specimens. The test specifically amplifies a conserved region of the 16S rRNA gene ensuring high specificity and sensitivity for M. hominis, a pathogen associated with urogenital tract infections, infertility, pelvic inflammatory disease, chorioamnionitis, and neonatal infections.

MENINGITIS

NEISSERIA MENINGITIDIS REAL TIME PCR TEST	GLH019	25 IU/ml	Cerebrospinal fluid (CSF), Whole Blood, Nasopharyngeal swab, Pleural fluid or joint fluid	Detects the presence of Neisseria meningitidis, a bacterial pathogen responsible for meningococcal meningitis and septicemia, using Real-Time PCR technology for rapid and accurate diagnosis
LISTERIA MONOCYTOGENES REAL TIME PCR TEST	GLH020	7.5 IU/ml	Cerebrospinal Fluid (CSF), Blood, Amniotic fluid, Placental tissue or fetal tissues	Detects Listeria monocytogenes, a Gram-positive bacterium responsible for listeriosis, which can lead to meningitis, particularly in neonates, immunocompromised individuals, and the elderly
STREPTOCOCCUS PNEUMONIAE REAL TIME PCR TEST	GLH021	15 IU/ml	Cerebrospinal Fluid (CSF),- Blood,Middle ear aspirates or pleural fluid	Streptococcus pneumoniae Real Time PCR test is designed for the rapid, sensitive, and specific detection of Streptococcus pneumoniae DNA in clinical samples, aiding in the diagnosis of bacterial meningitis, especially in pediatric and elderly populations
E.COLI K1 REAL TIME PCR TEST	GLH022	5 IU/ml	Cerebrospinal Fluid (CSF), Blood, Plasma, Amniotic Fluid, Urine, Saliva	The test kit is designed for the rapid and precise detection of Human Cytomegalovirus (HCMV) DNA in clinical samples using Real-Time PCR technology, aiding in the diagnosis of CMV-associated meningitis—especially in immunocompromised patients, neonates, and transplant recipients.
HAEMOPHILUS INFLUENZAE REAL TIME PCR TEST	GLH023	35 IU/ml	Cerebrospinal Fluid (CSF), Blood, Nasopharyngeal swabs, Pleural fluid or middle ear fluid	This Real-Time PCR assay enables rapid and reliable detection of Haemophilus influenzae DNA in clinical specimens, providing crucial support in the diagnosis of bacterial meningitis, particularly in pediatric cases.
STREPTOCOCCUS AGALACTIAE REAL TIME PCR TEST	GLH024	30 IU/ml	Cerebrospinal fluid (CSF), Blood, Vaginal, Rectal swabs, Amniotic fluid	Streptococcus agalactiae Real Time PCR assay is designed for the sensitive and specific detection of Streptococcus agalactiae DNA in clinical specimens, particularly to aid in the diagnosis of neonatal meningitis, sepsis, and for maternal GBS screening
CYTOMEGALOVIRUS (CMV) REAL-TIME PCR TEST KIT	GLH025	30 IU/ml	Cerebrospinal Fluid (CSF), Whole blood, plasma,serum, Amniotic fluid , Saliva, urine, Tissue biopsies	Cytomegalovirus (CMV) Real-Time PCR test kit is designed for the qualitative and/or quantitative detection of Human Cytomegalovirus (HCMV) DNA in clinical specimens. The assay is optimized for rapid diagnosis and monitoring of CMV infections, especially in immunocompromised patients, transplant recipients, neonates, and individuals with suspected CMV meningitis or encephalitis.
HERPES SIMPLEX VIRUS (HSV) 1&2 REAL TIME PCR TEST	GLH026	45 IU/ml	Cerebrospinal Fluid (CSF), Genital swabs, Oral lesion swabs, Blood or plasma, Amniotic fluid, Tissue biopsies	Herpes Simplex Virus (HSV) 1&2 Real-Time PCR test is designed for the qualitative detection and differentiation of Herpes Simplex Virus types 1 and 2 (HSV-1 & HSV-2) DNA in clinical specimens. It provides rapid, sensitive, and specific identification of HSV infections, especially in cases of viral meningitis, encephalitis, neonatal herpes, and genital lesions.
HUMAN HERPES VIRUS 6 REAL TIME PCR TEST	GLH027	40 IU/ml.	Cerebrospinal fluid,Blood samples,Throat swabs, Nasopharyngeal swabs,Tissue Biopsy	Human Herpesvirus 6 (HHV-6) Real-Time PCR test for HHV-6 meningitis is used to detect and quantify the presence of HHV-6 DNA in cerebrospinal fluid (CSF) samples. This is a highly sensitive and specific molecular diagnostic method, which can help identify active infection and guide appropriate treatment.
VARICELLA-ZOSTER REAL TIME PCR TEST	GLH028	100 IU/ml	Cerebrospinal Fluid (CSF),Skin Lesions,Blood,Throat swabs, Nasopharyngeal swabs	Varicella-zoster Real-Time PCR test for Varicella-Zoster Virus (VZV) is a powerful diagnostic tool used to detect and quantify VZV DNA in cerebrospinal fluid (CSF) or other relevant clinical samples. Here's an overview of the process and considerations for conducting a VZV Real-Time PCR test in the context of meningitis
CRYPTOCOCCUS GATTII REAL TIME PCR TEST	GLH029	25 IU/ml	Cerebrospinal Fluid (CSF), Blood, Tissue Biopsy, Sputum, Bronchoalveolar Lavage (BAL)	The Real-Time PCR for Cryptococcus gattii is designed to detect fungal DNA with high specificity and sensitivity. This test can help confirm Cryptococcus gattii infection, especially in cases where traditional diagnostic methods (like culture or microscopy) are slow or difficult to perform
JAPANESE ENCEPHALITIS (JE) REAL TIME RT-PCR TEST	GLH057	20 IU/ml	Cerebrospinal Fluid (CSF), Blood, Bronchoalveolar lavage (BAL), Tissue biopsy (brain, lung)	Cryptococcus gattii Real-Time PCR Test kit that detects Cryptococcus gattii DNA in cerebrospinal fluid (CSF) or other clinical samples using real-time PCR (qPCR) technology. It's particularly valuable in diagnosing cryptococcal meningitis caused by C. gattii, especially in immunocompetent individuals, which differentiates it from C. neoformans.
TOXOPLASMA GONDII REAL TIME PCR TEST	GLH053	15 IU/ml	Blood, Plasma, Serum, Cerebrospinal Fluid (CSF), Tissue Biopsy, Amniotic Fluid, Eye Fluids or Retinal Biopsy	Toxoplasma gondii Real Time PCR Test is one of the most sensitive and reliable methods for detecting Toxoplasma gondii DNA in clinical samples. It is used for diagnosing toxoplasmosis, especially in immunocompromised patients, pregnant women, or when conventional serological tests are inconclusive or unavailable.
NAEGLERIA FOWLERI REAL TIME PCR TEST	GLH060	25 IU/ml	Cerebrospinal fluid (CSF), Brain biopsy, Autopsy tissue, Nasal swabs	Naegleria fowleri Real-Time PCR Test is a highly sensitive and specific molecular assay designed for the detection of Naegleria fowleri, the causative agent of Primary Amebic Meningoencephalitis (PAM) — a rare, rapidly progressing, and often fatal central nervous system infection



GASTROINTESTINAL

ADENOVIRUS REAL TIME PCR TEST	GLH031	50 IU/ml	Stool samples, Rectal swabs	Adenovirus Real-Time PCR assay is a qualitative in vitro nucleic acid amplification test designed to detect the presence of Human Adenovirus DNA in clinical stool specimens. The assay is intended for use as part of a multiplex gastrointestinal pathogen panel to assist in the differential diagnosis of infectious gastroenteritis
ROTA VIRUS REAL TIME RT-PCR TEST	GLH032	50 IU/ml	Stool samples, Rectal swabs	Human Gastrointestinal Rotavirus Real-Time RT-PCR Kit is a molecular diagnostic assay designed for the qualitative detection of Rotavirus A RNA in human stool samples. It is intended to identify active infections associated with acute gastroenteritis, particularly in infants, children, and immunocompromised patients.
CAMPYLOBACTER REAL TIME PCR TEST	GLH033	5 IU/ml	Human stool specimens	Campylobacter Real-Time PCR Test Kit IS designed for the qualitative detection of Campylobacter DNA in human stool samples, aiding in the diagnosis of campylobacteriosis
ENTAMOEBIA HISTOLYTICA REAL TIME PCR TEST	GLH034	15 IU/ml	Human stool specimens	Entamoeba histolytica Real-Time PCR Test Kit is for the qualitative detection of Entamoeba histolytica DNA in human stool samples, aiding in the diagnosis of amoebiasis.
CRYPTOSPORIDIUM REAL TIME PCR TEST	GLH035	25 IU/ml	Human stool specimens	Cryptosporidium Real-Time PCR Kit — a powerful tool engineered to detect one of the world's most resilient and elusive gastrointestinal parasites: Cryptosporidium spp.
SHIGELLA REAL TIME PCR TEST	GLH036	5 IU/ml	Human stool specimens	Shigella Real-Time PCR Detection Kit is designed for the rapid and specific identification of Shigella species DNA in human stool samples. This assay aids in the diagnosis of shigellosis, a bacterial infection characterized by diarrhea, fever, and stomach cramps.
SALMONELLA REAL TIME PCR TEST	GLH037	20.45 IU/ml	Human stool specimens	Salmonella Real Time PCR Test Kit is designed for the qualitative/quantitative detection of nucleic acid from Stool samples of suspected individuals with gastrointestinal infection
E. COLI REAL TIME PCR TEST	GLH038	5 IU/ml	Stool samples, Rectal swabs	E. coli Real-Time PCR Test is typically used to detect Escherichia coli (E. coli) infections in human gastrointestinal (GI) samples. These tests target specific genes of E. coli species that cause gastrointestinal illnesses, including pathogenic strains like E. coli O157:H7, and other enteric E. coli variants responsible for diarrhea or foodborne illnesses
GIARDIA REAL TIME PCR TEST	GLH039	35 IU/ml	Stool samples, Rectal swabs, Biopsy Samples	Giardia Real-Time PCR Test is used to detect the presence of Giardia lamblia (also known as Giardia intestinalis or Giardia duodenalis), a protozoan parasite that causes giardiasis, a common intestinal infection. The test is designed to identify Giardia DNA in clinical samples, providing a rapid and accurate diagnosis of giardiasis.
CLOSTRIDIUM DIFFICILE REAL TIME PCR TEST KIT	GLH040	20 IU/ml	Stool samples, Rectal swabs, Colonic Biopsy Specimens	Clostridium difficile (C. difficile) Real-Time PCR Test is designed to detect the presence of Clostridium difficile (C. difficile) toxin genes in clinical samples, particularly in patients with suspected C. difficile-associated disease (CDAD). C. difficile is a bacterium responsible for a range of intestinal infections, often after antibiotic use, leading to symptoms like diarrhea, colitis, and, in severe cases, toxic megacolon or death.
YERSINIA REAL TIME PCR TEST KIT	GLH041	6.5 IU/ml	Stool samples, Rectal swabs	Yersinia Real-Time PCR Test Kits are specifically designed to detect Yersinia enterocolitica, a common cause of GI infections, especially in cases of gastroenteritis. These kits focus on identifying Y. enterocolitica, which can lead to symptoms like diarrhea, abdominal pain, fever, and vomiting, and is typically transmitted through contaminated food or water, particularly undercooked pork or unpasteurized milk.
VIBRIO CHOLERAE REAL TIME PCR TEST	GLH042	10 IU/ml	Stool samples, Rectal swabs, Vomitus Samples	Vibrio cholerae Real-Time PCR Test is designed to detect Vibrio cholerae, the bacterium responsible for cholera, a severe diarrheal disease that can lead to dehydration and death if left untreated. The test is used for diagnosing cholera infections quickly and accurately, particularly in areas with endemic outbreaks or during potential epidemic situations.
HEPATITIS A VIRUS REAL TIME RT-PCR TEST	GLH059	75 IU/ml	stool, Blood,serum, plasma,Liver Biopsy Specimens	Hepatitis A Virus (HAV) Real-Time RT-PCR Test is designed for the detection of Hepatitis A virus RNA in clinical samples, such as blood or stool, to confirm infection with the virus. Hepatitis A is an infectious liver disease caused by the HAV, typically transmitted through the ingestion of contaminated food or water
HELICOBACTER PYLORI REAL TIME PCR TEST	GLH055	10 IU/ml	stool, gastric biopsy, or aspirate	Helicobacter pylori real-time PCR test kit for a GI panel is a molecular diagnostic test that detects the presence of H. pylori bacteria in a sample, typically a gastric biopsy or stool sample. These kits use the polymerase chain reaction (PCR) technique to amplify specific DNA sequences from H. pylori, allowing for sensitive and specific detection of the bacteria





MOLECULAR NUCLEIC ACID EXTRACTION SYSTEM

The QTAQ XT system enables efficient isolation and purification of high-quality DNA and RNA from a wide range of clinical and research samples, including whole blood, serum, plasma, sputum, urine, tissue, saliva, cerebrospinal fluid (CSF), cell culture fluids, cell scrapings, faeces, and PEFBT. The platform supports both spin column and silica-coated magnetic bead-based kits, offering flexibility based on sample type and throughput needs. Each kit is precisely formulated and optimized for specific specimen categories, ensuring maximum yield, purity, and integrity of nucleic acids. High-quality DNA/RNA is critical to the success of molecular workflows — and QTAQ XT delivers nucleic acids you can trust for consistent performance in downstream applications such as PCR, qPCR, RT-PCR, and more.

MAGNETIC BEAD BASED EXTRACTION KIT

Our Magnetic Bead-Based Extraction Kit utilizes advanced magnetic particle technology to efficiently isolate high-quality nucleic acids from a variety of sample types. During the process, nucleic acids bind selectively to the surface of silica-coated magnetic beads in the presence of optimized lysis and binding buffers. These beads are then easily separated using a magnetic field, allowing for rapid, hands-free purification with minimal sample loss. This method ensures high purity, excellent yield, and integrity of DNA/RNA, making it ideal for a wide range of clinical, research, and diagnostic applications, including downstream use in PCR, qPCR, and sequencing workflows.

Test type	Professional use only
Specimen type	Whole Blood, Serum, Plasma, Sputum, Urine, Tissue, Saliva, CSF, Cell Culture fluid, Cell scrapings, Faeces & PEFBT
Packing Configuration	20T Pack
Storage condition	Shipped & Stored at RT

Product Name	Product Code
QTAQ XT Magnetic Particle Technology Specimen: Urine, Saliva, Cell Culture fluid, Swabs, CSF, Cell Scrapings, WB, Serum, Plasma and Tissue	GLXM001
QTAQ XT Magnetic Particle Technology Specimen: Faecal Samples	GLXM002
QTAQ XT Magnetic Particle Technology Specimen: Sputum	GLXM003
QTAQ XT Magnetic Particle Technology Specimen: Paraffin Embedded Formalin Based Tissue (PEFBT)	GLXM004
QTAQ XT Magnetic Particle Technology Specimen: Bacterial spore extraction	GLXM005
QTAQ XT Magnetic Particle Technology Specimen: Feather tip	GLXM006



COLUMN BASED EXTRACTION KIT

The QTAQ Column-Based Extraction Kit is built on the proven principle of nucleic acid binding to a silica gel membrane embedded within a spin column. During the extraction process, nucleic acids selectively adhere to the membrane under chaotropic salt conditions, while impurities are efficiently washed away. Elution is achieved using low or no-salt buffers, delivering highly pure DNA or RNA ready for downstream applications. This method ensures consistent yield and purity, making it a reliable choice for routine molecular biology workflows including PCR, qPCR, RT-PCR, and other nucleic acid-based analysis.

Test type	Professional use only
Specimen type	Whole Blood, Serum, Plasma, Sputum, Urine, Tissue, Saliva, CSF, Cell Culture fluid, Cell scrapings, Faeces & PEFBT
Packing Configuration	20T Pack
Storage condition	Shipped & Stored at RT

Product Name	Product Code
QTAQ XT Spin Column Technology Specimen: WB, Serum, Plasma, Urine, Saliva, Cell Culture fluid, Swabs, CSF, Cell Scrapings	GLXC001
QTAQ XT Spin Column Technology Specimen: WB, Serum, Plasma, Urine, Saliva, Cell Culture fluid, Swabs, Tissue & Faecal	GLXC002
QTAQ XT Spin Column Technology Specimen: Sputum	GLXC003
QTAQ XT Spin Column Technology Specimen: Paraffin Embedded Formalin Based Tissue (PEFBT)	GLXC004
QTAQ XT Spin Column Technology Specimen: Feather tip	GLXC005



MOLECULAR DIAGNOSTICS - AUTOMATION SYSTEM

At Genes for Life, we design and manufacture diagnostic tests, instruments, and solution-oriented support systems across the fields of Food Safety, Animal Health, and Human Healthcare. Empowered by innovation and driven by purpose, we are committed to transforming global health outcomes through our integrated Molecular Intelligence Platform. Our robust, end-to-end portfolio is thoughtfully engineered to meet the real-world needs of laboratories, support their customers, and improve the lives of the patients they serve. From early disease detection to treatment monitoring and proactive health management, we empower healthcare systems to stay one step ahead.

The Automated Platform for Advanced Molecular Diagnostics from Genes for Life, offers an extensive array of products in the field of genetic testing. From magnetic bead-based extraction systems to high-performance PCR systems, QTag Automated platform ensures seamless laboratory operations with precise pipetting, accurate temperature control for thermal cycling, and advanced optical readouts. The system is designed to handle a wide range of sample types and volumes, ensuring versatility across different genetic testing applications.

NUCLEIC ACID EXTRACTION SYSTEM

The Nucleic Acid Extraction System is an automated solution designed to efficiently isolate high-quality DNA/RNA for accurate PCR assays. Featuring an optimized inbuilt protocol for mixing and tapping, the system ensures homogeneous suspension of magnetic beads, maximizing DNA yields and maintaining consistency.

This advanced instrument reduces processing time, minimizes human error, and enhances the reproducibility of results, making it an essential tool for both clinical and research laboratories.

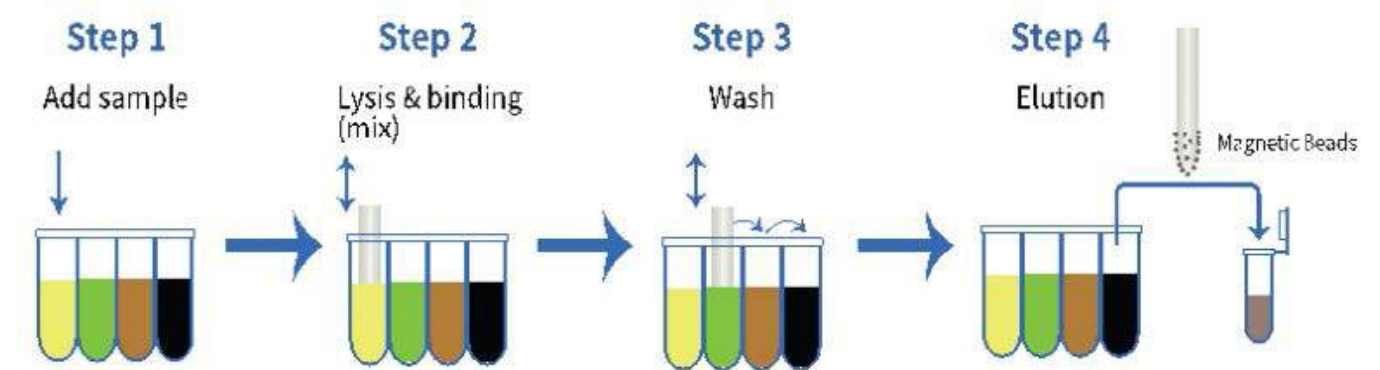
Applications:

This system is ideal for extracting highly purified nucleic acids from a variety of sample types, including those used in veterinary, human, aquatic, and food diagnostics, as well as genetic identity testing, forensic science, biomedical research, and gene expression analysis.

The Nucleic Acid Extraction System, available in 4-sample and 32 sample configurations, utilizes advanced magnetic bead separation technology to efficiently extract RNA and DNA from a wide range of clinical and biological samples. Our proprietary lysis buffer and universal extraction system are optimized for high-efficiency nucleic acid recovery, ensuring superior quality DNA and RNA. The XT4 & XT32 system supports a variety of sample types, including Saliva, Whole blood, Serum, Swabs, Urine, Animal & plant tissues, and more, making it a versatile choice for a broad spectrum of diagnostic and research applications.

Product	Specification
Technology	Magnetic Bead based extraction
Number of Samples	4, 32
Feature	Standalone Machine with touch screen control
Open/Closed System	Closed; Suitable for Magnetic Based Nucleic Acid Extraction kits
Power	AC 100 ~ 240 V, 50 / 60 Hz, 5A (240 V)

Extraction process



Short Extraction Time

It takes 8-13 minutes only from loading sample to Completing the extraction.



POCT

Suitable for various medical environment and finish the extraction process at anytime and anywhere.



Close System

Extraction process are completed in a closed environment and disinfected by ultraviolet lamp to avoid pollution.



Cartridge Details		4 Sample: XT4		32 Sample: XT32	
Specification	Model No.	Sample Type	Model No.	Sample Type	
General DNA/ RNA Nucleic acid extraction reagent	XT4C1	Nasal swab, alveolar lavage, bacterial fluid, transport medium, anal swab, pharyngeal swab, vaginal swab, cervical swab, tissue exudate	XT32C1	Pharyngeal swab, nasopharyngeal swab, serum, plasma, vaginal samples	
Whole blood Genomic DNA/ RNA extraction reagent	XT4C2	Fresh or frozen whole blood	XT32C2	Whole blood	
Bacterial DNA/ RNA extraction reagent	XT4C3	Urine, feces	XT32C3	Urine, feces	
Sputum DNA/ RNA extraction reagent	XT4C4	Sputum	XT32C4	Sputum	
Advanced nucleic acid extraction reagent	XT4C5	Saliva, human tissue	XT32C5	Mucus, tissue, whole blood, cervical exfoliated cells	

SPECIFICATION	MODEL NO: GL-CQ41	MODEL NO: GL-CQ42
Sample capacity	16×0.2 ml	32×0.2 ml (16 well, double block)
Consumable	Clear 0.2 ml PCR tube/8 tube strip	Clear 0.2 ml PCR tube/8 tube strip
Reaction volume	20-100 µl	10-100 µl
Temperature control technology	Marlow thermoelectric Peltier cooler module	Marlow customized Peltier allow 1,000,000
Temperature Range	0-100°C (Resolution: 0.1°C)	0-100°C (Resolution: 0.1°C)
Uniformity	± 0.2°C	±0.25°C
Accuracy	± 0.2°C	±0.25°C
Excitation wavelength 4 Channels (FAM/VIC/ROX/CY5)	F1:465 nm, F2: 525 nm F3: 571 nm, F4: 628 nm	F1:465 nm, F2: 525 nm F3: 571 nm, F4: 628 nm
Detection wavelength 4 Channels (FAM/VIC/ROX/CY5)	F1:510 nm, F2: 525 nm F3:612 nm, F4: 692 nm	F1:510 nm, F2: 525 nm F3:612 nm, F4: 692 nm
No. of fluorescent Channels	4	4
Factory Calibrated Dyes	FAM/VIC/ROX/CY5	FAM/SYBR Green I, HEX/VIC/JOE/ TET; ROX; CY5
Sensitivity	1 copy	1 copy
Power	DC15 V 240 W	DC15 V 255 W

REAL TIME PCR MACHINE

Real-Time PCR machine is a portable fluorescence quantitative PCR instrument with 4 channels and 16 & 32 well block, the system incorporates innovative optical technologies with powerful software to provide maximal reliability and efficiency for your entire real time PCR assay.

Application: The product can be used for real-time detection in veterinary, human, aquatic and food diagnostics, forest farm, breeding farm and water source. It is used for rapid diagnosis of disaster and epidemic disease, inspection and quarantine in the field of food safety and scientific research in biological laboratories.

FEATURES

- ✓ It adopts high-level thermoelectric Peltier cooler module and a new generation of semi conductor heating and cooling technology, with a service life up to one million cycles.
- ✓ Fast ramp of 6.5°C /s, saving valuable experiment time.
- ✓ Adopt maintenance free and long life LED light source, no need to replace the light source regularly and recalibrate the dye.
- ✓ The built in standard program file template can help you quickly edit the required file.
- ✓ Real-time display of program progress, fast access to experimental data and results.
- ✓ USB interface can support U disk to store/ retrieve PCR data and LAN to update software, an external computer can also be used to control.
- ✓ A variety of analysis methods and software algorithms meet the diverse needs of users, and the automatic calculation method gently simplifies the difficulty of analysis.





DIAGNOSTICS FOR ALL

Human Healthcare,
Animal Diagnostics, Food
Safety & Aquatic Pathogen
Screening



CONTRACT MANUFACTURING

An embedded CMO who leverage decades
of scientific expertise, operational excellence,
and best-in-class facilities to provide you with
one of the most reliable manufacturing op-
tions for high quality supply chain assurance



CONTRACT PRODUCT DEVELOPMENT

Your Vision, we will make it real!!
We design, prototype, and manufacture
innovative products, both conceived in-house
and as a contract service



DIAGNOSTIC AUTOMATIONS

Automation tailored to the
needs of the laboratory
can expedite workflow and
optimize the productivity.
Specialized in streamlining
workflow and processes.

Genes for Life S.R.L
75-77 Buzesti Street, 9th Floor, Room no. 7,
Sector 1, 011013, Bucharest, Romania.

✉ info@thegenes4life.com

India Office: No. D3, 3rd Floor, Sai Aster
Ananthpura Yelahanka
Bengaluru -560064

☎ +91 97786 98070 🌐 www.qtaqdx.com



www.qtaqdx.com

MOLECULAR DIAGNOSTICS

Product List



TRANSFORMING HEALTHCARE WITH INNOVATIVE MOLECULAR DIAGNOSTICS: PURSUING TO BE THE GLOBAL LEADER IN IVD SOLUTIONS

At Genes for Life, we strive to transform the healthcare through Innovative and accurate solutions. With our expertise scientific team, we offer a Comprehensive portfolio to meet your Molecular diagnostic needs across various category segments.



MOLECULAR DIAGNOSTICS

In the era of precision medicine, molecular diagnostics has become an essential and reliable tool for the confirmation of disease condition & its management. We offer diagnostic solution in the field of Food Safety, Animal Health and Human Healthcare. Genes for Life Molecular Diagnostic Tests are intended for the precise detection of target gene by real-time PCR/RT-PCR. We offer user-friendly solutions for diagnostics, that simplify operations, reduce manual tasks and increase efficiency & quality. The redefined product format of Genes for Life, streamlines and simplifies workflows, without compromising its accuracy and sensitivity.

Molecular Diagnostics assures

- ▶ No more -20 °C storage. Ensures the Shipping & Storage at Room Temperature (<30°C)
- ▶ Long Shelf life
- ▶ Comfortable & Affordable pack sizes
- ▶ Suitable for low throughput laboratories
- ▶ Affordable Real time PCR Machine for the new and upcoming labs
- ▶ Easier Work flow, thus less skilled technical manpower
- ▶ Kit is supported with endogenous internal control (IC) which serves as the extraction control and helps to exclude the unreliable result
- ▶ Well validated with Global Standards
- ▶ Precision Manufacturing: Manufactured in fully automated Manufacturing line

INSTRUMENT COMPATIBILITY	Compatible with Applied Bio systems (ABI) 7500, Bio-Rad CFX96, QIAGEN Rotor Gene Q and other PCR instruments with FAM, HEX/VIC channels
DETECTION CHANNELS	
Single Pathogen Detection	FAM, HEX
Simultaneous Detection of Two Pathogens	FAM, HEX, ROX
Simultaneous Detection of Three or More Pathogens	FAM, HEX, ROX, Cy5



VETERINARY DIAGNOSTICS

QTag VET offers a comprehensive range of veterinary diagnostic solutions designed to support both companion animals and livestock. Our portfolio includes a wide variety of tests tailored for cattle, pigs, sheep, goats, dogs, and cats, helping veterinary professionals quickly identify conditions that may impact animal health. These tests span a broad spectrum of diseases, from infectious pathogens to metabolic disorders, ensuring a holistic approach to animal care. Accurate and reliable diagnostics are crucial for detecting diseases early, enabling swift containment and effective protection of the entire herd or individual animals. By providing advanced diagnostic tools QTag VET ensures timely interventions that enhance animal welfare, improve herd management, and reduce the economic impact of disease outbreaks.



Veterinary Multiplex Panel

The Veterinary Multiplex Panel redefines molecular diagnostics in animal health by enabling the simultaneous detection of multiple veterinary pathogens or biomarkers in a single, consolidated RT-PCR reaction. Unlike conventional single-plex kits—which require separate reactions for each target—our multiplex solution streamlines workflows by saving time, reducing reagent consumption, and minimizing sample use, all while maintaining high sensitivity and specificity.

Each panel is thoughtfully designed around common clinical presentations in animals, where multiple diseases often show overlapping symptoms and are difficult to distinguish through traditional methods. This targeted diagnostic approach allows for rapid, accurate differential diagnosis across a range of species, making it an ideal solution for high-throughput veterinary laboratories and clinical settings where speed, diagnostic accuracy, and cost-efficiency are critical.



RUMINANTS MULTIEPLEX

PRODUCT NAME	PRODUCT CODE	SENSITIVITY	GENE	SPECIMEN FOR TESTING	DESCRIPTION
RUMINANT ABORTION REAL-TIME RT-PCR TEST	GLVR057	Coxiella burnetii- 10 IU/ml , Trueperella pyogenes- 75 IU/ml, Chlamydia spp.- 45 IU/ml	Coxiella burnetii- IS30a gene , Trueperella pyogenes- pto-Pyolysin, Chlamydia spp.- ompA gene	Aborted fetal Tissues, Placental Samples, blood, serum, vaginal swabs, uterine secretions, environmental Samples, Milk & Colostrum	Real-Time RT-PCR Panel for Ruminant Abortion Diagnostics Test Kit is a highly sensitive and specific molecular diagnostic tool designed to detect multiple pathogens responsible Abortion in ruminant patients. Real-Time RT-PCR is a highly sensitive and specific molecular diagnostic tool used to detect multiple abortion-causing pathogens simultaneously in ruminants.
		Toxoplasma gondii-15 IU/ml , Neospora caninum- 50 IU/ml, Schmallenberg Virus- 55 IU/ml	Toxoplasma gondii- B1 gene, Neospora caninum- Nc5 gene, Schmallenberg Virus- nucleocapsid protein (N) gene		
		Bovine Herpes Virus 1 (BHV-1)- , Bovine Viral Diarrhea Virus (BVDV)- 60 IU/ml	Bovine Herpes Virus 1 (BHV-1)- , Bovine Viral Diarrhea Virus (BVDV)- Nucleocapsid gene		
		Listeria monocytogenes- 7.5 IU/ml , Leptospira spp.- 20 IU/ml	Listeria monocytogenes- hly gene, Leptospira spp.- 16SrRNA gene		
BOVINE HERD SCREENING REAL-TIME RT-PCR TEST	GLVR059	Foot and Mouth Disease (FMD)- 10 IU/ml , Johne's Disease (JD)- 20 IU/ml	Foot and Mouth Disease (FMD)- PP gene , Johne's Disease (JD)- IS900 and F57 genes	Oral or Nasal Swabs, Whole Blood, Serum, Plasma, Fecal Samples, Milk, Tissue samples	BOVINE HERD SCREENING REAL-TIME RT-PCR TEST Kit is a highly sensitive and rapid diagnostic approach for detecting multiple infectious diseases in cattle. This method allows early detection of pathogens, even in asymptomatic animals, helping in disease control, eradication programs, and herd health management
		Bovine Viral Diarrhea (BVD)- 60 IU/ml, Tuberculosis (TB)- 10 IU/ml	Bovine Viral Diarrhea (BVD) - Nucleocapsid gene, Tuberculosis (TB)- IS6110 gene		
		Brucellosis (Brucella spp.)- 45 IU/ml, Infectious Bovine Rhinotracheitis (IBR)- 50 IU/ml	Brucellosis (Brucella spp.) - alkB-IS711, Infectious Bovine Rhinotracheitis (IBR)- gp53 gene		

BULL SCREENING REAL-TIME RT-PCR TEST	GLVR058	Bovine Viral Diarrhea Virus (BVDV)- 60 IU/ml , Infectious Bovine Rhinotracheitis- 50 IU/ml	Bovine Viral Diarrhea Virus (BVDV), Infectious Bovine Rhinotracheitis- gp53 gene	Whole Blood, Serum/Plasma, Semen Samples, Nasal Swabs, and Ear Notch Biopsies	BULL SCREENING REAL-TIME RT-PCR TEST Kit is designed for the detection of key viral pathogens affecting breeding bulls, ensuring herd health and preventing the spread of infectious diseases
		Bovine Leukemia Virus (BLV)- 55 IU/ml, Brucella spp- 45 IU/ml	Bovine Leukemia Virus (BLV)- pol gene, Brucella spp- alkB-IS711		
		Tritrichomonas foetus- 75 IU/ml, Campylobacter fetus- 45 IU/ml	Tritrichomonas foetus- SSUrRNA gene, Campylobacter fetus- nahE gene		
CALF DIARRHEA REAL-TIME RT-PCR TEST	GLVR056	Bovine Coronavirus (BCoV)-75 IU/ml , Bovine Rotavirus Group A- 55 IU/ml, Rotavirus.-	Bovine Coronavirus (BCoV) - N gene, Bovine Rotavirus Group A- NSP5 gene, Rotavirus.-	Faecal Samples, Rectal Swabs Samples, Intestinal Content samples, Environmental Samples	CALF DIARRHEA REAL-TIME RT-PCR TEST Kit It is a multifactorial disease, caused by a combination of viral, bacterial, and protozoal pathogens. This Real-Time RT-PCR Kit is designed for the rapid, sensitive, and specific detection of the major pathogens associated with calf diarrhea
		Coronavirus- , Escherichia coli (E. coli)- 5 IU/ml , Salmonella spp.- 20.45 IU/ml	Coronavirus, Escherichia coli (E. coli)- lacY gene , Salmonella spp.- ttrRSBCA locus		
		E. coli (ETEC, EHEC)- 5 IU/ml, Clostridium perfringens- 65 IU/ml , Cryptosporidium spp- 25 IU/ml	E. coli (ETEC, EHEC)- lacY gene, Clostridium perfringens- cpe gene , Cryptosporidium spp- DnaJ protein		
		Eimeria bovis- 40 IU/ml, Eimeria alabamensis- 45 IU/ml , Eimeria zuernii- 50 IU/ml	Eimeria bovis- 18S rRNA , Eimeria alabamensis- 16S rRNA gene, Eimeria zuernii- 16SrRNA gene		
SMALL RUMINANTS' ENTERITIS REAL-TIME PCR TEST	GLVR061	Escherichia coli- 5 IU/ml, Clostridium perfringens- 65 IU/ml	Escherichia coli- lacY gene, Clostridium perfringens- cpe gene	Faecal samples, Intestinal content, Rectal swabs, Tissue samples	SMALL RUMINANTS' ENTERITIS REAL-TIME PCR TEST Kit is a highly sensitive and specific molecular diagnostic tool designed for the simultaneous detection of these enteric pathogens. Using a probe-based real-time PCR approach this test provides fast and precise results. Enteritis in small ruminants (sheep and goats) is a major cause of morbidity and mortality, leading to significant economic losses in livestock production. Several bacterial and protozoan pathogens are associated with enteric infections, including Escherichia coli (K99 & F41), Clostridium perfringens, Cryptosporidium spp., and Salmonella spp
HEMO PROTOZOAN PARASITES REAL-TIME PCR TEST	GLVR069	Babesia spp. -25 IU/ml	Babesia spp. -CYTB gene	Whole blood, Dried blood spots (DBS), Spleen, liver, and lymph node tissues, Serum and Plasma	Hemoprotozoan Parasites Real-Time PCR Kit is a molecular diagnostic tool designed for the rapid, sensitive, and specific detection of hemoprotozoan parasites from blood and tissue samples. This kit is optimized for use in veterinary diagnostics and research applications, providing reliable results for a broad spectrum of blood-borne protozoan parasites.
MULTIPLEX REAL-TIME PCR TEST KIT FOR BOVINE ANAPLASMA AND THEILERIA	GLVR070	Anaplasma spp. - 50 IU/ml, Theileria annulata- 30 IU/ml, Theileria parva- 35 IU/ml	Anaplasma spp. - MSP 1b gene, Theileria annulata- SSrRNA gene, Theileria parva- SSrRNA gene	Whole Blood, Buffy Coat, Lymph Node Aspirate and Tissue Biopsy	Multiplex Real-Time PCR Test Kit for Bovine Anaplasma and Theileria is a highly sensitive and specific molecular diagnostic tool designed for the simultaneous detection of major tick-borne pathogens in cattle, including Anaplasma marginale, Theileria annulata, and Theileria parva

CANINE MULTIPLEX

PRODUCT NAME	PRODUCT CODE	SENSITIVITY	GENE	SPECIMEN FOR TESTING	DESCRIPTION
CANINE ANAPLASMA SPP. REAL TIME PCR TEST	GLVC031	Anaplasma platys- 50 IU/ml & Anaplasma phagocytophilum- 55 IU/ml	gltA gene	Whole Blood, Serum, Plasma and Tissue samples, Bone Marrow	Canine Anaplasma spp. Real-Time PCR Test is a highly sensitive and specific molecular assay developed for the detection of Anaplasma species in canine blood samples, enabling early diagnosis of tick-borne infections through the amplification of conserved gene targets using fluorescent probe-based real-time PCR.
CANINE PARVO (CPV), CANINE CORONA (CCOV), CANINE ADENOVIRUS (CAV 1&2) REAL TIME RT-PCR TEST	GLVC033	CPV is 60 IU/ml, CCov is 45 IU/ml, CAV 1& 2 is 45IU/ml	capsid protein gene of CPV, M gene of CCoV and hexon gene of CAV 1&2	CPV: Fecal samples, rectal swabs, intestinal tissues. CCoV: Fecal samples, rectal swabs, Intestinal tissue. CAV 1 &2: Whole blood, Feces, Tissue (liver, lung, spleen, lymph node), Nasal or oropharyngeal swabs, Conjunctival swabs	Canine Parvovirus (CPV), Canine Coronavirus (CCoV), and Canine Adenovirus (CAV-1 & CAV-2) Real-Time RT-PCR Test is a multiplex molecular assay designed for the rapid, sensitive, and specific detection of three major canine enteric and respiratory viruses, enabling simultaneous identification of co-infections using virus-specific primers and fluorescent probes in a single reaction.
CANINE DIARRHEA REAL TIME RT PCR TEST	GLVC040	Canine Distemper Virus (CDV) – 50 IU/ml, Canine Parvovirus (CPV) – 60 IU/ml, Canine Giardiasis – 35 IU/ml, Canine Coronavirus (CCV) – 45 IU/ml, Rotavirus – 50 IU/ml, Clostridium perfringens enterotoxin (CPE, cpa gene) – 50 IU/ml, Campylobacter jejuni – 5 IU/ml, Campylobacter coli – 15 IU/ml, Salmonella spp. – 20.45 IU/ml, and Cryptosporidium spp. – 25 IU/ml.	P gene for Canine Distemper Virus (CDV), the capsid protein gene for Canine Parvovirus (CPV), the 18S rRNA gene for Canine Giardiasis, the M gene for Canine Coronavirus (CCV), the NSP3 gene for Rotavirus, the cpa gene for Clostridium perfringens enterotoxin (CPE), the 16S rRNA gene for both Campylobacter jejuni and Campylobacter coli, the ttrRSBCA locus for Salmonella spp., and the DnaJ protein gene for Cryptosporidium spp.	Faecal samples, Rectal swabs, Intestinal tissue samples, and Environmental swabs	Canine diarrhea Real Time RT PCR Test Kit is a multiplex PCR assay designed to simultaneously detect multiple diarrhea-causing pathogens with high sensitivity and specificity. Canine diarrhea can be caused by a variety of viral, bacterial, and protozoal pathogens, leading to significant health concerns in dogs. Rapid and accurate detection is essential for effective diagnosis, treatment, and disease management
CANINE ANAPLASMA SPP. & EHRLICHIA SPP. REAL TIME PCR TEST	GLVC032	50 IU/ml, 55 IU/ml	gltA gene, msp2 gene, P gene, ssrRNA gene, 16S rRNA gene	Whole blood, serum, Plasma tissue	Canine Anaplasma spp. and Ehrlichia spp. Real-Time PCR Test is a duplex assay designed for the accurate and simultaneous detection of Anaplasma and Ehrlichia species in canine blood samples, utilizing highly specific primers and fluorescent probes targeting conserved gene regions to ensure rapid, sensitive, and reliable diagnosis of tick-borne infections.
CANINE NEUROLOGY REAL-TIME RT-PCR TEST	GLVC042	Bartonella spp. at 40 IU/ml, Blastomyces dermatitidis at 50 IU/ml, Rabies at 25 IU/ml, Toxoplasma gondii at 15 IU/ml, and Canine Distemper Virus at 50 IU/ml.	Bartonella spp. using the 18S rRNA gene, Blastomyces dermatitidis with the BAD1 gene, Rabies via the N gene, Toxoplasma gondii through the B1 gene, and Canine Distemper Virus using the P gene.	Whole blood, Cerebrospinal Fluid (CSF), Swabs (Oropharyngeal, Nasal, Conjunctival), Tissue samples, Plasma, and Serum	CANINE NEUROLOGY Real-Time RT-PCR Test Kit is a specialized diagnostic tool designed for the rapid and accurate detection of multiple pathogens that may affect a dog's neurological health. This multiplex RT-PCR test kit enables veterinarians and researchers to identify key infectious agents associated with neurological diseases in canines
CANINE TICK FEVER REAL TIME PCR TEST	GLVC039	Babesia gibsoni is 30 IU/ml, Babesia Vogeli is 40 IU/ml, Babesia rossi is 25 IU/ml, Hepatozoon canis is 55 IU/ml, Anaplasma platys is 50 IU/ml, Anaplasma phagocytophilum is 55 IU/ml, Ehrlichia canis is 55 IU/ml and Ehrlichia ewingii is 20 IU/ml.	18SrRNA gene of Babesia gibsoni, Babesia vogeli is ssrRNA gene, Babesia rossi has poly protein gene, Hepatozoon canis has ssrRNA gene, Anaplasma platys has MSP 1b gene, Anaplasma phagocytophilum has ribosomal gene, ssrRNA gene of Ehrlichia canis and Ehrlichia ewingii	Whole blood, tissue samples, Splenic aspirates, plasma, and serum samples	Canine Tick Fever Real Time PCR Test Kit is a significant vector-borne disease affecting dogs worldwide, caused by various hemoparasites transmitted by ticks. Rapid and accurate detection of these pathogens is crucial for effective disease management and treatment

CANINE HEMOPARASITE MULTIPLEX REAL-TIME PCR	GLVC061	Babesia canis- 55 IU/ml, Babesia gibsoni is 30 IU/ml, Babesia Vogeli is 40 IU/ml, Ehrlichia canis- 55 IU/ml, Anaplasma platys- is 50 IU/ml	18SrRNA gene of Babesia gibsoni, Babesia vogeli is ssrRNA gene, Babesia canis has ssrRNA gene, Anaplasma platys has MSP 1b gene, ssrRNA gene of Ehrlichia canis.	Whole Blood, Buffy Coat, Blood Smear, Spleen Aspirates	Canine Hemoparasite Multiplex Real-Time PCR Test is a sensitive and specific molecular diagnostic tool designed for the simultaneous detection of five major tick-borne pathogens affecting dogs: Babesia canis, Babesia vogeli, Babesia gibsoni, Ehrlichia canis, and Anaplasma platys.
--	----------------	--	--	--	--

FELINE MULTIPLEX

PRODUCT NAME	PRODUCT CODE	SENSITIVITY	GENE	SPECIMEN FOR TESTING	DESCRIPTION
FELINE ANEMIA & RETROVIRUSES REAL RT-TIME PCR TEST	GLVF034	Feline Leukemia Virus (FeLV)- 25 IU/ml, Feline Immunodeficiency Virus (FIV)- 35 IU/ml	FeLV, FIV- gag protein	Whole blood (EDTA), serum, plasma	Feline anemia & Retroviruses Real RT-Time PCR Test Kit is a highly sensitive and specific molecular diagnostic tool designed for the rapid detection of key Feline anemia is a serious condition that can result from infections, immune disorders, or bone marrow suppression
FELINE DIARRHEA REAL-TIME RT-PCR TEST	GLVF035	Toxoplasma gondii- 15 IU/ml , Feline Parvovirus (FPV)- 60 IU/ml , Feline Coronavirus (FCoV)- 45 IU/ml, Tritrichomonas foetus- 60 IU/ml , Clostridium perfringens enterotoxin (CPE)- 65 IU/ml, Campylobacter jejuni- 5 IU/ml, Campylobacter coli- 5 IU/ml, Salmonella spp.- 20.45 IU/ml, Giardia spp.- 35 IU/ml, Cryptosporidium spp- 25 IU/ml	Toxoplasma gondii- B1 gene, FPV- Capsid protein gene, FCoV- M gene, Tritrichomonas foetus- SSUrRNA gene, CPE- cpe gene, Campylobacter jejuni- 16SrRNA gene, Campylobacter coli- 16SrRNA gene, Salmonella spp.- ttrRSBCA locus	Faecal samples, Rectal swabs, Intestinal tissue samples, and Environmental swabs	Feline Diarrhea Real-Time RT-PCR Test is a highly sensitive and specific molecular diagnostic tool designed for the detection of multiple enteric pathogens that contribute to gastrointestinal disease in cats
FELINE NEUROLOGY REAL-TIME RT-PCR TEST	GLVF038	Feline Leukemia Virus (FeLV)- 25 IU/ml , Feline Immunodeficiency Virus (FIV)- 35 IU/ml, Feline Coronavirus (FCoV)- 45 IU/ml , Blastomyces dermatitidis- 50 IU/ml , Toxoplasma gondii- 15 IU/ml , Borrelia spp.- 55 IU/ml, Cryptococcus spp- 25 IU/ml , Bartonella spp.- 40 IU/ml	FeLV- gag protein , FIV- gag protein, FCoV- M gene , Blastomyces dermatitidis- BAD1 gene FCoV- M gene, Blastomyces dermatitidis- BAD1 gene Toxoplasma gondii-B1 gene, Borrelia spp.-flaB gene Cryptococcus spp- cytb gene , Bartonella spp.- 18SrRNA gene	Whole blood, Cerebrospinal Fluid (CSF), Swabs (Ocular or Nasal Swabs), Tissue samples, Plasma, and Serum, Brain Tissue (Post-Mortem Analysis)	FELINE NEUROLOGY Real-Time RT-PCR Kit is a molecular diagnostic tool designed for the detection of multiple feline pathogens associated with neurological disorders. This kit allows for rapid, sensitive, and specific identification of various viral, bacterial, and fungal infections affecting the central nervous system (CNS) in cats
FELINE RESPIRATORY REAL TIME RT-PCR TEST	GLVF036	Mycoplasma felis- 35 IU/ml, Bordetella bronchiseptica- 30 IU/ml, Chlamydophila felis- 55 IU/ml, Feline Herpesvirus (CHV-1)- 35 IU/ml , Feline Calicivirus (FCV)- 35 IU/ml , Chlamydia psittaci - 10 IU/ml	Mycoplasma felis- 16SrRNA, rpoB gene, Bordetella bronchiseptica- 16srRNA gene, Chlamydophila felis- 18SrRNA gene, Feline Herpesvirus (CHV-1)- TK gene, Feline Calicivirus (FCV)- VP2 gene, Chlamydia psittaci - ompa gene	Nasopharyngeal Swabs, Oropharyngeal Swabs, Bronchoalveolar Lavage - BAL, and Nasal Discharge or Respiratory Secretions	Feline Respiratory Real Time RT-PCR Test Kit is a highly sensitive and specific molecular diagnostic tool designed for the rapid and accurate detection of key respiratory pathogens
FELINE TICK FEVER REAL TIME PCR TEST	GLVF033	Mycoplasma hemofelis- 25 IU/ml , Babesia felis- 55 IU/ml, Anaplasma phagocytophilum- 55 IU/ml	Mycoplasma hemofelis- ssrRNA gene, Babesia felis- ssrRNA gene, Anaplasma phagocytophilum- msp2 gene	Whole blood, tissue samples, plasma, and serum	Feline Tick Fever Real Time PCR Test Kit is a highly sensitive and specific molecular diagnostic tool designed for the rapid detection of key feline hemotropic and tick-borne pathogens

WILDLIFE MULTIPLEX

PRODUCT NAME	PRODUCT CODE	SENSITIVITY	GENE	SPECIMEN FOR TESTING	DESCRIPTION
ELEPHANT DISEASE REAL-TIME RT-PCR TEST	GLVW034	ELEPHANT TUBERCULOSIS AND FOOT AND MOUTH DISEASE (FMD)- 10 IU/ml, BACILLUS ANTHRACIS-40 IU/ML, ELEPHANT EN-DOTHELIOTROPIC HER-PESVIRUS 1 (EEHV1) - 75 IU/ ML	ELEPHANT TUBERCULOSIS- 6110 gene, FOOT AND MOUTH DISEASE (FMD)- PP gene, BACILLUS ANTHRACIS- rpoB gene, ELEPHANT ENDOTHELIOTROPIC HERPESVIRUS 1 (EEHV1) - E47 gene	Whole blood, trunk wash, tissue, Skin lesion swabs, scabs, Oral/nasal swabs, vesicular fluid, Environmental sam- ples (soil)	Elephant Disease Real-Time RT-PCR Test Kit is a comprehensive diagnostic solution for detecting major pathogens affecting el- ephants. Utilizing real-time polymerase chain reaction (RT-PCR) technology, this test kit offers high sensitivity, specificity, and fast results, enabling early disease detection and prevention
FELINE WILDLIFE REAL-TIME RT-PCR TEST	GLVW033	Canine Distemper Virus (CDV) - 50 IU/ml, Cytomeg- alovirus (CMV) - 30 IU/ml. Salmonella spp. - 20.45 IU/ ml. Feline Leukemia Virus (FeLV) and Feline Immuno- deficiency Virus (FIV) - 25 IU/ml and 35 IU/ml, respec- tively. Herpes Simplex Virus types 1 and 2 (HSV 1&2) - 45 IU/ml.	P gene is targeted for Canine Distemper Virus (CDV), while the UL122 gene is used for Cytomegalovirus (CMV). Salmonella spp. is detected via the ttrRSBCA locus. For both Feline Leukemia Virus (FeLV) and Feline Immunodeficiency Virus (FIV), the gag protein gene is targeted. Herpes Simplex Virus types 1 and 2 (HSV 1&2) are identified through the gB gene.	Whole blood, serum, plasma, oral swabs, nasal, conjunctival swabs, saliva, urine, or tissue samples, le- sion samples, Faecal samples, rectal swabs, or intestinal tissue	Feline Wildlife Real-Time RT-PCR Test Kits is designed for rapid and highly sensitive detection of these viruses and bacteria in big cats and wild felines
GASTROINTESTINAL PATHOGEN REAL-TIME RT-PCR TEST	GLVW036	The assay demonstrated high sensitivity across a range of pathogens. The limit of detection was 50 IU/ml for Canine Distemper Virus (CDV) and Rotavirus, 30 IU/ml for Cytomegalovi- rus (CMV), and 20.45 IU/ml for Salmonella spp. Feline Leukemia Virus (FeLV) and Feline Immunodeficiency Virus (FIV) showed de- tection limits of 25 IU/ml and 35 IU/ml, respectively. Herpes Simplex Virus types 1 and 2 (HSV 1&2) were de- tectable at 45 IU/ml. Toxo- plasma gondii exhibited a sensitivity of 15 IU/ml, while Escherichia coli (E. coli) K99 had the lowest detection limit at 5 IU/ml.	Toxoplasma gondii is detected via the B1 gene, while Salmonella spp. are identified through the ttrRSBCA locus. Rotavirus detection is based on the NSP3 gene, and Escherichia coli (E. coli) K99 is targeted through the fimbrial antigen gene.	Faecal samples, Rectal swabs, Intes- tinal tissue (post-mortem), Serum, Plasma, Tissue samples	Gastrointestinal Pathogen Real-Time RT-PCR Test Kit is a highly sensitive and specific molecular test designed to detect major enteric pathogens that cause diarrhea, systemic infections, and reproductive issues in wild animals.



<p>GENERAL WILDLIFE DISEASE REAL TIME RT-PCR TEST</p>	<p>GLVW032</p>	<p>10 IU/ml for Foot and Mouth Disease (FMD), 20.45 IU/ml for Salmonella spp., 40 IU/ml for Bacillus anthracis, and 25 IU/ml for Rabies virus. Brucella spp. showed a detection limit of 45 IU/ml, while Leptospira was detectable at 20 IU/ml</p>	<p>Foot and Mouth Disease (FMD) is targeted via the PP gene, while Salmonella spp. is detected using the ttrRSBCA locus. Bacillus anthracis detection is based on the rpoB gene, and Rabies virus is identified through the N gene. Brucella spp. is targeted via the BCSP31 gene, and Leptospira is detected using the 16S rRNA gene</p>	<p>Saliva & Oral Swabs, Whole blood, Tissue Samples, Fecal Samples, Milk samples</p>	<p>GENERAL WILDLIFE DISEASE Real-Time RT-PCR Kit is designed for the simultaneous detection of six major pathogens affecting various wildlife species. These pathogens are responsible for severe diseases that impact wild mammals, birds, and domestic animals, some of which are zoonotic and pose risks to humans</p>
<p>RUMINANT DISEASE REAL-TIME RT-PCR TEST</p>	<p>GLVW035</p>	<p>Babesia bigemina is detected at a sensitivity of 25 IU/ml, while Theileria annulata and Theileria parva are identified at 30 IU/ml and 35 IU/ml, respectively. Paratuberculosis is detected with a sensitivity of 20 IU/ml. Brucellosis, caused by Brucella spp., is identified at 45 IU/ml, and Rift Valley Fever Virus (RVFV) is detected at 40 IU/ml.</p>	<p>Babesia bigemina is detected using the CYTB gene, while Theileria annulata and Theileria parva are identified through the SSrRNA gene. Paratuberculosis is diagnosed using the IS900 and F57 genes. Brucellosis (caused by Brucella spp.) is detected using the BCSP31 gene, and Rift Valley Fever Virus (RVFV) is identified through the M gene.</p>	<p>Whole blood, Serum, Plasma, Lymph node aspirates, Tissue samples, Faecal Samples, Nasal and oral swabs, Milk samples</p>	<p>Ruminant Disease Real-Time RT-PCR Test Kit is a highly sensitive and specific molecular diagnostic tool designed for the simultaneous detection of multiple pathogens affecting wild and domestic ruminants</p>



AVIAN MULTIPLEX

PRODUCT NAME	PRODUCT CODE	SENSITIVITY	GENE	SPECIMEN FOR TESTING	DESCRIPTION
AVIAN DIGESTIVE PANEL REAL-TIME RT-PCR KIT	GLVA043	APEC- 5 IU/ml, Avian Coronavirus - 40 IU/ml, Avian Astrovirus - 45 IU/ml, Avian Reovirus - 50 IU/ml, Avian Rotavirus A & D -65 IU/ ml	APEC-lac y gene, Avian Coronavirus -N gene, Avian Astrovirus -ORFlab gene, Avian Reovirus -NS gene, Avian Rotavirus A & D -VP6 gene	Fecal Samples, Cloacal Swabs, Intestinal Tissue Samples (Post-mortem)	Avian Digestive Panel Real-Time RT-PCR Kit is a highly sensitive diagnostic tool for detecting key viral and bacterial pathogens affecting the avian digestive system, including APEC, Avian Coronavirus, Astrovirus, Reovirus, and Rotavirus, using fecal samples, cloacal swabs, and intestinal tissue
AVIAN INFLUENZA REAL TIME RT-PCR TEST KIT	GLVA015	Avian Influenza H5- 10 IU/ml , Avian Influenza H7- 15 IU/ml, Avian Influenza H9 - 15 IU/ml	Avian Influenza H5- HA gene, Avian Influenza H7- HA gene, Avian Influenza H9- HA gene	Oropharyngeal (throat) swabs, Cloacal swabs, Tracheal swabs, Tissue samples, Egg and Embryo Samples, Faecal, Feather, FTA card specimens.	Avian Influenza Real-Time RT-PCR Test Kit is a highly sensitive tool for the rapid detection of AI virus subtypes H5, H9, and H7 in various samples, including swabs, tissues, eggs, and feces
AVIAN RESPIRATORY REAL TIME RT-PCR TEST KIT	GLVA041	Infectious Laryngotracheitis (ILT)-25.5 IU/ml , Infectious Bronchitis Virus (IBV)- 30 IU/ml, Mycoplasma synoviae (MS)-50 IU/ml , Mycoplasma gallisepticum (MG)-50 IU/ml , Newcastle Disease Virus (NDV)-45 IU/ml , Aspergillus fumigatus-50 IU/ml , Infectious Coryza (Avibacterium paragallinarum)-60 IU/ml , Ornithobacterium rhinotracheale (ORT)- 50 IU/ml	Infectious Laryngotracheitis (ILT)-gc gene , Infectious Bronchitis Virus (IBV)-gc gene, Mycoplasma synoviae (MS)- 16s rRNA gene, Mycoplasma gallisepticum (MG)- mgc2 gene, Newcastle Disease Virus (NDV)- p gene, Aspergillus fumigatus-18SrRNA gene, Infectious Coryza (Avibacterium paragallinarum)- HPG2 gene, Ornithobacterium rhinotracheale (ORT)- 16SrRNA gene	Tracheal and Oropharyngeal Swabs, Choanal Swabs, Lung Tissue, Air Sac Tissue, and Conjunctival Swabs	Avian Respiratory Real-Time RT-PCR Test Kit is a fast, sensitive, and reliable tool for detecting multiple respiratory pathogens in poultry, including ILT, IBV, MG, MS, NDV, ORT, Infectious Coryza, and Aspergillus fumigatus.
EXOTIC BIRD REAL-TIME RT-PCR KIT	GLVA042	Avian bornavirus (BDV)-45 IU/ml , Chlamydia psittaci-10 IU/ml , Psittacid herpesvirus 1 (PsHV-1)- 50 IU/ml , Avian polyomavirus (APV)- 45 IU/ml, Psittacine beak and feather disease virus (BFDV)- 50 IU/ml	Avian bornavirus (BDV)-P gene, Chlamydia psittaci-ompa gene, Psittacid herpesvirus 1 (PsHV-1) -UL16 gene , Avian polyomavirus (APV)- Ori gene, Psittacine beak and feather disease virus (BFDV) - V1 gene	Oropharyngeal and Cloacal Swabs, Feather, Skin Samples, Whole Blood, Plasma, Organ Tissue Samples, Fecal Samples.	Exotic Bird Real-Time RT-PCR Kit is a fast and reliable diagnostic tool for detecting multiple avian pathogens, including BDV, Chlamydia psittaci, PsHV-1, APV, and BFDV

PORCINE MULTIPLEX

PRODUCT NAME	PRODUCT CODE	SENSITIVITY	GENE	SPECIMEN FOR TESTING	DESCRIPTION
PORCINE RESPIRATORY PANEL REAL TIME RT-PCR TEST	GLVP026	Actinobacillus pleuropneumoniae- 85 IU/ ml , Haemophilus parasuis - 55 IU/ml , Pasteurella multocida- 60 IU/ml , Mycoplasma hyorhinis-65 IU/ml , Mycoplasma hyopneumoniae- 45 IU/ml , Bordetella bronchiseptica - 30 IU/ml , Actinobacillus suis-70 IU/ml , Porcine Circovirus (PCV-2 & PCV-3)- 65 IU/ml , Porcine Reproductive and Respiratory Syndrome Virus (PRRSV 1 & 2)- 65 IU/ml, Swine Influenza- 30 IU/ml	Actinobacillus pleuropneumoniae - apxIVA gene , Haemophilus parasuis- OmpP2 gene, Pasteurella multocida- polyprotein gene, Mycoplasma hyorhinis- rpoB gene, Mycoplasma hyopneumoniae- rpoB gene , Bordetella bronchiseptica- 16srRNA gene, Actinobacillus suis- 23SrRNA gene , Porcine Circovirus (PCV-2 & PCV-3)-Capsid protein gene , Porcine Reproductive and Respiratory Syndrome Virus (PRRSV 1 & 2)- Capsid protein gene, Swine Influenza- N gene	Nasal swabs, Oral fluids, Serum samples, Bronchoalveolar lavage fluid (BALF)	Porcine Respiratory Panel Real-Time RT-PCR Test Kit is a highly sensitive diagnostic tool for the rapid detection of a wide range of bacterial and viral pathogens associated with porcine respiratory disease complex (PRDC), including Actinobacillus pleuropneumoniae, Haemophilus parasuis, Pasteurella multocida, Mycoplasma hyorhinis, Mycoplasma hyopneumoniae, Bordetella bronchiseptica, Actinobacillus suis, Porcine Circovirus (PCV-2 & PCV-3), Porcine Reproductive and Respiratory Syndrome Virus (PRRSV 1 & 2), Swine Influenza

PORCINE ENTERITIS PANEL REAL TIME RT-PCR TEST	GLVP028	Salmonella spp-20.45 IU/ml , Lawsonia spp.- 50 IU/ml, Brachyspira hyodysenteriae- 35 IU/ml , Brachyspira hampsonii- 80 IU/ml , Porcine Epidemic Diarrhea Virus (PEDV)- 55 IU/ml , Transmissible Gastroenteritis Virus (TGEV)- 25 IU/ml , African Swine Fever Virus (ASFV)- 20 IU/ml , Classical Swine Fever Virus (CSFV)- 25 IU/ml	Salmonella spp- ttrRSBCA gene, Lawsonia spp.- 16SrRNA gene, Brachyspira hyodysenteriae- NADH Oxydase gene, Brachyspira hampsonii- 16SrRNA gene, Porcine Epidemic Diarrhea Virus (PEDV)- M Protein gene , Transmissible Gastroenteritis Virus (TGEV)-N gene , African Swine Fever Virus (ASFV)- VP73 gene , Classical Swine Fever Virus (CSFV)- 5'UTR gene	Faecal samples, Intestinal tissue, Oral fluids, Rectal swabs	Porcine Enteritis Panel Real-Time RT-PCR Test Kit is a highly sensitive tool for simultaneously detecting multiple bacterial and viral pathogens causing enteric diseases in swine, including Salmonella spp, Lawsonia spp., Brachyspira hyodysenteriae, Brachyspira hampsonii, Porcine Epidemic Diarrhea Virus (PEDV), Transmissible Gastroenteritis Virus (TGEV), Porcine Reproductive and Respiratory Syndrome Virus (PRRSV), African Swine Fever Virus (ASFV), Classical Swine Fever Virus (CSFV)
PIGGYPLEX (R) CSF, JE & PRRS ASSAY KIT	GLVP039	Classical Swine Fever (CSF)- 10 ³ copies/μl, Japanese encephalitis-10 ³ copies/μl and Porcine Reproductive and Respiratory Syndrome (PRRS) -10 ³ copies/μl	Japanese encephalitis-ORF1ab gene, Classical Swine Fever (CSF)-5'UTR gene, Porcine Reproductive and Respiratory Syndrome- Capsid protein gene	Whole blood, serum, tissue, oral and nasal swabs.	PIGGYPLEX (R) CSF, JE & PRRS Assay Kit is a multiplex real-time RT-PCR kit is designed for the simultaneous detection and differentiation of Classical Swine Fever Virus (CSFV), Japanese Encephalitis Virus (JEV), and Porcine Reproductive and Respiratory Syndrome Virus (PRRSV) from clinical samples such as blood, serum, tissue, or oral/nasal swabs
PIGGYPLEX (D) ASFV, PCV & PPV ASSAY KIT	GLVP040	African Swine Fever Virus (ASFV)- 10 ³ copies/μl, Porcine Circovirus Type 2 (PCV2)-10 ³ copies/μl and Porcine Parvovirus (PPV) (PRRS) -10 ³ copies/μl	African Swine Fever Virus (ASFV)-VP73 gene, Porcine Circovirus Type 2 (PCV2)-ORF2, and Porcine Parvovirus (PPV)-NS1	Whole blood, serum, tissues (spleen, lymph nodes, tonsils), swabs (oral, nasal), organ homogenates	PIGGYPLEX (D) ASFV, PCV & PPV Assay Kit is a multiplex real-time PCR assay enables the simultaneous detection and differentiation of three major swine pathogens – African Swine Fever Virus (ASFV), Porcine Circovirus Type 2 (PCV2), and Porcine Parvovirus (PPV) – in a single reaction.

EQUINE & CAMEL MULTIPLEX

PRODUCT NAME	PRODUCT CODE	SENSITIVITY	GENE	SPECIMEN FOR TESTING	DESCRIPTION
EQUINE ENTERIC REAL-TIME RT-PCR TEST	GLVE036	Salmonella spp-20.45 IU/ml, Lawsonia spp.- 75 IU/ml, Clostridium difficile A/B-20 IU/ml, Potomac Horse Fever-80 IU/ml, Equine Coronavirus-50 IU/ml	Salmonella spp- ttrRSBCA gene, Lawsonia spp.- 16S rRNA, Clostridium difficile A/B- tcdA, tcdB, Potomac Horse Fever -16S rRNA gene, Equine Coronavirus- N gene	Faecal samples, intestinal tissue and rectal swabs	EQUINE ENTERIC REAL-TIME RT-PCR TEST is a highly sensitive and specific diagnostic tool designed for the rapid detection of key bacterial and viral pathogens responsible for enteric diseases in equines. Utilizing advanced real-time RT-PCR technology, this test ensures precise identification of nucleic acids from multiple enteric pathogens, aiding in disease surveillance, outbreak control, and targeted treatment strategies.
EQUINE FOUL ENTERITIS PANEL REAL-TIME RT-PCR TEST	GLVE034	Salmonella spp.- 20.45 IU/ml, Lawsonia spp.- 75 IU/ml, Clostridium difficile A/B-20 IU/ml, Equine Coronavirus-50 IU/ml, Cryptosporidium spp.- 25 IU/ml, Equine Rotavirus A-50 IU/ml	Salmonella spp- ttrRSBCA gene, Lawsonia spp.- 16S rRNA, Clostridium difficile A/B- tcdA, tcdB, Equine Coronavirus- N gene, Cryptosporidium spp.- cytb gene, Equine Rotavirus A- NSP3 gene"	Faecal samples, intestinal tissue and rectal swabs	EQUINE FOUL ENTERITIS PANEL REAL-TIME RT-PCR TEST Kit is a highly sensitive and specific diagnostic tool designed for the rapid detection of key bacterial, viral, and protozoal pathogens responsible for enteritis in foals. Enteritis is a leading cause of diarrhea, dehydration, and failure to thrive in young horses, making early and accurate diagnosis essential for effective treatment and disease control. This advanced RT-PCR test provides fast, reliable results, helping veterinarians manage and prevent outbreaks in breeding farms and equine facilities.

EQUINE HEPATITIS PANEL REAL-TIME RT-PCR TEST	GLVE035	Equine Parvovirus-H-65 IU/ml, Equine Hepacivirus-80 IU/ml	Equine Parvovirus-H-NS1 gene, Equine Hepacivirus- NS3 gene	Whole blood, Serum samples, Plasma samples, Liver tissue	EQUINE HEPATITIS PANEL REAL-TIME RT-PCR TEST Kit is a highly sensitive and specific diagnostic tool designed for the rapid detection of viral pathogens associated with equine liver disease. Hepatitis in horses can lead to severe liver dysfunction, poor performance, jaundice, and, in some cases, fatal liver failure. Early detection is critical for effective disease management, treatment, and prevention of disease transmission. Utilizing advanced real-time RT-PCR technology, this test ensures accurate and reliable detection of equine hepatitis-associated viruses, aiding veterinarians in diagnosing and monitoring liver disease in horses.
EQUINE NEUROLOGY REAL-TIME RT-PCR TEST	GLVE037	Equine Protozoal Myeloencephalitis- 85 IU/ml, Equine Herpesvirus-1- 35 IU/ml, West Nile Virus- 47.75 IU/ml, Eastern Equine Encephalitis Virus- 80 IU/ml	Equine Protozoal Myeloencephalitis- 18S rRNA gene, Equine Herpesvirus-1- glycoprotein B gene, West Nile Virus-poly protein gene, Eastern Equine Encephalitis Virus-E2 glycoprotein gene	Cerebrospinal fluid (CSF), Whole blood, Nasal swabs, Brain tissue	EQUINE NEUROLOGY REAL-TIME RT-PCR TEST is a highly sensitive and specific diagnostic tool designed for the rapid detection of key neurological pathogens affecting horses. By utilizing real-time RT-PCR technology, this test enables early and accurate identification of viral and protozoal infections, aiding in timely intervention and effective disease management. It is a crucial tool for veterinarians and equine health specialists in diagnosing neurological disorders and preventing disease spread.
EQUINE RESPIRATORY PANEL REAL-TIME RT-PCR TEST	GLVE038	Influenza A Virus-65 IU/ml, Equine Herpesvirus-1-35 IU/ml, Streptococcus equi subsp. Equi-55 IU/ml, Equine Herpesvirus-4-45 IU/ml	Influenza A Virus- M2 gene, Equine Herpesvirus-1- glycoprotein B gene, Streptococcus equi subsp. Equi- M protein gene, Equine Herpesvirus- glycoprotein B gene	Nasal swabs, Tracheal wash fluid, Whole blood	EQUINE RESPIRATORY PANEL REAL-TIME RT-PCR TEST Kit is a highly sensitive and specific diagnostic tool designed for the rapid detection of major respiratory pathogens affecting horses. By utilizing advanced real-time RT-PCR technology, this test ensures early and accurate identification of viral and bacterial infections, enabling timely treatment, disease control, and outbreak prevention. It is an essential tool for veterinarians and equine health professionals in managing respiratory diseases and minimizing their impact on horse populations



Veterinary Singleplex Real Time PCR Kits

Our Veterinary Single-plex Real-Time PCR kits are designed for precise, target-specific detection of individual animal pathogens or genetic markers. Ideal for applications where focused analysis is essential, these assays offer exceptional sensitivity, specificity, and reproducibility tailored to veterinary diagnostics. Each kit is optimized to deliver clear, reliable results—making them perfectly suited for confirmatory testing, low-throughput laboratory workflows, or clinical cases where the highest level of assay precision is required.



RUMINANTS SINGLEPLEX

PRODUCT NAME	PRODUCT CODE	SENSITIVITY	GENE	SPECIMEN FOR TESTING	DESCRIPTION
RABIES REAL TIME RT- PCR TEST	GLVR001	25 IU/ml	N gene	Brain tissue, Cerebrospinal fluid (CSF), Salivary gland tissue, skin biopsies, oral and nasal swabs	The Rabies Real-Time Reverse Transcription PCR (RT-PCR) test is used for rapid, highly sensitive, and specific detection of rabies virus RNA in suspected bovine samples.
BACILLUS ANTHRACIS REAL-TIME PCR TEST	GLVR002	40 IU/ml	rpoB gene	Blood samples, Tissue samples (e.g., spleen, lymph nodes, liver), Skin lesions (swabs and biopsies), Nasal swabs, Soil and environmental samples, Wool, hides, and animal products	Bacillus anthracis Real-Time PCR test is used for the rapid, sensitive, and specific detection of Bacillus anthracis, the bacterium that causes anthrax, from clinical, environmental, and animal samples. This test identifies genetic markers unique to B. anthracis, helping in early diagnosis and outbreak control.
BLUETONGUE VIRUS (BTV) REAL TIME RT-PCR TEST	GLVR003	60 IU/ml	NS3 gene	Whole Blood, Serum, Plasma, Tissue samples, Oral and Mucocutaneous lesions	Bluetongue Virus (BTV) Real-Time RT-PCR Test is a highly sensitive and specific molecular assay designed to detect Bluetongue virus RNA in susceptible ruminants, including sheep, goats, cattle, and deer.
JAPANESE ENCEPHALITIS VIRUS (JE) REAL TIME RT-PCR TEST	GLVR005	20 IU/ml	ORF1ab gene	Whole blood (EDTA),Serum,Brain tissue,Spleen and lymph nodes, cerebrospinal fluid (CSF)	Japanese Encephalitis Virus (JEV) Real-Time RT-PCR Test for ruminants is designed to detect active JEV infection by identifying viral RNA in blood or tissues.In ruminants like cattle, buffalo, goats, and sheep, JEV infection is often subclinical (no major symptoms), but surveillance is important to monitor virus circulation.
LEPTOSPIRA REAL TIME PCR TEST	GLVR006	20 IU/ml	16S rRNA gene	Whole blood (EDTA),Urine,Kidney tissue,Placenta and fetal tissues	Leptospira Real-Time PCR Test is a sensitive molecular diagnostic tool used to detect pathogenic Leptospira DNA in ruminants like cattle, buffalo, sheep, and goats.
PESTE DES PETITS RUMINANTS (PPR) REAL TIME RT PCR TEST	GLVR007	2.5 IU/ml	N gene	Whole blood (EDTA), Ocular and nasal swabs, Oral mucosa (scrapings/swabs), Lung tissue (post-mortem),Lymph nodes, spleen (post-mortem)	PPR Real-Time RT-PCR Test is a highly sensitive and specific molecular assay used to detect Peste des Petits Ruminants Virus (PPRV) RNA in ruminants, particularly small ruminants like goats and sheep.PPR is a severe, highly contagious viral disease that causes heavy economic losses through high mortality and morbidity rates
MYCOBACTERIUM TUBERCULOSIS REAL TIME PCR TEST	GLVR008	10 IU/ml	IS6110 gene	Tissue samples (especially lymph nodes, lungs), Milk, Blood, Nasal swabs, Bronchoalveolar lavage fluid	Mycobacterium tuberculosis Real-Time PCR Test is a molecular assay designed to detect DNA of Mycobacterium tuberculosis complex (MTBC) organisms, which includes M. tuberculosis, M. bovis, and other closely related mycobacteria. In ruminants, especially cattle and buffalo, the most relevant species is Mycobacterium bovis, but this test can also help identify zoonotic cases involving M. tuberculosis

TRYPANOSOMA EVANSI REAL TIME PCR TEST	GLVR011	10 IU/ml	VSG gene	Whole Blood, Tissues, Serum and Plasma	Trypanosoma evansi real-time PCR (qPCR) test is a highly sensitive and specific molecular diagnostic assay designed to detect the presence of T. evansi DNA in ruminant samples such as blood, lymph node aspirates, or tissue specimens. T. evansi, the causative agent of surra, leads to severe economic losses in livestock due to reduced productivity, anemia, weight loss, reproductive failures, and even death
LUMPY SKIN VIRUS (LSD) REAL TIME PCR TEST	GLVR012	20 IU/ml	GPCR gene	Whole Blood, Serum, Faecal, Skin Biopsies and Swabs (Saliva, Eye, Nose)	Lumpy Skin Disease Virus (LSDV) real-time PCR (qPCR) test is a rapid, sensitive, and specific molecular assay designed to detect LSDV DNA in ruminant samples, especially from cattle and buffaloes. LSDV, a member of the Capripoxvirus genus, causes Lumpy Skin Disease (LSD) — a highly contagious viral infection characterized by skin nodules, fever, lymphadenopathy, and significant economic losses.
TRICHOMONAS FOETUS REAL TIME PCR TEST	GLVR013	75 IU/ml	SSU rRNA gene	Fetal and Smegma samples	Trichomonas foetus real-time PCR (qPCR) test is a highly sensitive and specific molecular diagnostic assay designed to detect T. foetus DNA in ruminant samples, particularly from cattle. T. foetus is a protozoan parasite responsible for bovine trichomoniasis, a sexually transmitted disease that leads to infertility, early embryonic death, abortions, and significant reproductive losses in livestock.
ANAPLASMA SPP. REAL TIME PCR TEST	GLVR014	50 IU/ml	MSP 1b gene	Whole Blood and Tissues	Anaplasma spp. real-time PCR (qPCR) test is a sensitive and specific molecular diagnostic assay designed to detect the DNA of Anaplasma species in ruminant samples, such as blood. Anaplasma species, including A. marginale, A. centrale, and A. phagocytophilum, are responsible for diseases like bovine anaplasmosis, leading to fever, severe anemia, weight loss, decreased milk production, and potentially death in infected animals.
BABESIA BIGEMINA REAL TIME PCR TEST	GLVR015	25 IU/ml	CYTB gene	Whole Blood, Serum and Plasma samples	Babesia bigemina real-time PCR (qPCR) test is a highly sensitive and specific molecular assay developed to detect B. bigemina DNA in ruminant samples, primarily blood. B. bigemina is a protozoan parasite that causes bovine babesiosis (also known as “redwater disease”), a tick-borne infection that leads to high fever, anemia, jaundice, hemoglobinuria, and significant economic losses in cattle industries.
PARATUBERCULOSIS (P. TB) REAL TIME PCR TEST	GLVR016	20 IU/ml	IS900 and F57 genes	Whole Blood, Tissues and Faeces	Paratuberculosis (P. TB) real-time PCR (qPCR) test is a rapid, sensitive, and specific molecular assay developed to detect Mycobacterium avium subspecies paratuberculosis (MAP) DNA in ruminant samples. MAP is the causative agent of paratuberculosis (also called Johne’s disease), a chronic and progressive intestinal infection in cattle, sheep, goats, and other ruminants, leading to severe weight loss, diarrhea, decreased milk production, and eventually death.
A1/A2 REAL-TIME PCR TEST	GLVR017	50 IU/ml	CSN2 gene	Whole blood, Hair follicles, Milk, Somatic cells.	A1/A2 Real-Time PCR Test Kit utilizing the SYBR Green platform with melt curve analysis and gel electrophoresis is a highly precise and efficient molecular tool for detecting the A1/A2 beta-casein genotype in dairy cattle. The A1 and A2 variants of beta-casein arise due to a single nucleotide polymorphism (SNP) in the CSN2 gene, leading to a structural difference in the protein. These genetic variations influence milk digestibility, nutritional properties, and consumer preference for A2 milk. PCR Amplification (244 bp CSN2 Gene Fragment)-A 244 bp fragment of the CSN2 gene containing the A1/A2 SNP is amplified using specific primers

FOOT AND MOUTH DISEASE (FMD) REAL TIME RT-PCR TEST	GLVR018	10 IU/ml	PP gene	Vesicular fluid, Epithelial tissue, Oropharyngeal fluid, Nasal swabs, Oral swabs, Serum, Whole blood	Foot and Mouth Disease (FMD) real-time RT-PCR test is a highly sensitive and rapid molecular diagnostic assay used to detect Foot and Mouth Disease Virus (FMDV) RNA in ruminant samples such as blood, epithelial tissue, vesicular fluid, or oral/nasal swabs. FMDV, a highly contagious picornavirus, causes Foot and Mouth Disease — a severe, economically devastating illness characterized by fever, lameness, and vesicle formation in cattle, sheep, goats, and other cloven-hoofed animals.
BRUCELLA SPP. REAL TIME PCR TEST	GLVR019	45 IU/ml	alkB-IS711	Whole blood (EDTA), Milk, Vaginal swabs, Placental tissues, Aborted fetus, Semen	Brucella spp. real-time PCR (qPCR) test is a highly sensitive and specific molecular assay used to detect Brucella DNA in ruminant samples such as blood, milk, tissue, semen, or aborted materials. Brucella species, including Brucella abortus, Brucella melitensis, and Brucella suis, cause brucellosis — a zoonotic bacterial disease leading to abortion, infertility, reduced milk yield, and major economic losses in livestock industries.
INFECTIOUS BOVINE RHINOTRACHEITIS (IBR) REAL TIME PCR TEST	GLVR021	50 IU/ml	gp53 gene	Nasal swabs, Ocular swabs, Genital swabs, Semen, Blood (for latent infections), Tissue samples (lungs, lymph nodes, aborted fetus)	Infectious Bovine Rhinotracheitis (IBR) real-time PCR (qPCR) test is a sensitive and rapid molecular diagnostic assay designed to detect Bovine Herpesvirus-1 (BoHV-1) DNA in ruminant samples. BoHV-1 is the causative agent of IBR, a highly contagious viral disease affecting cattle and other ruminants, causing respiratory illness, conjunctivitis, reproductive disorders, abortions, and reduced productivity.
BOVINE VIRAL DIARRHEA VIRUS (BVDV) REAL TIME PCR TEST	GLVR022	60 IU/ml	Nucleocapsid gene	Whole blood, Serum, Ear notch tissues, Nasal swabs, Tissues from aborted fetus, Bulk tank milk (for herd screening)	Bovine Viral Diarrhea Virus (BVDV) real-time PCR (qPCR) test is a highly sensitive and specific molecular diagnostic assay used to detect BVDV RNA in ruminant samples. BVDV, a Pestivirus of the Flaviviridae family, causes Bovine Viral Diarrhea (BVD) — a major infectious disease of cattle, leading to immunosuppression, diarrhea, respiratory problems, reproductive failure, congenital defects, and persistent infections (PI animals).
RIFT VALLEY FEVER (RVF) REAL TIME RT-PCR TEST	GLVR023	40 IU/ml	M gene	Whole blood, Serum, Liver tissue, Spleen tissue, Aborted fetus tissues	Rift Valley Fever (RVF) real-time RT-PCR test is a sensitive and rapid molecular assay used to detect Rift Valley Fever Virus (RVFV) RNA in ruminant samples such as blood, serum, or tissue. RVFV, a mosquito-borne Phlebovirus of the Bunyaviridae family, causes Rift Valley Fever, an acute viral disease in cattle, sheep, goats, and camels, leading to abortions, neonatal mortality, fever, liver damage, and high morbidity during outbreaks.
SCHMALLEMBERG VIRUS REAL TIME PCR TEST	GLVR036	55 IU/ml	nucleocapsid protein (N) gene	Whole blood (EDTA), Serum, Brain tissue (fetus, newborns), Spinal cord tissue, Placental tissue, Amniotic fluid	Schmallenberg Virus (SBV) real-time PCR test is a highly sensitive molecular assay designed to detect Schmallenberg virus RNA in ruminant samples. SBV, an Orthobunyavirus transmitted mainly by biting midges (Culicoides spp.), affects cattle, sheep, and goats, causing fever, diarrhea, reduced milk yield, and, most critically, congenital malformations and abortions when infection occurs during pregnancy.
CRYPTOSPORIDIUM REAL TIME PCR TEST	GLVR038	25 IU/ml	DnaJ protein	Fresh fecal samples, Intestinal tissue (from necropsy in severe cases), Environmental samples (water, bedding)	CRYPTOSPORIDIUM REAL-TIME PCR TEST is a sensitive and specific molecular assay designed to detect Cryptosporidium DNA in ruminant samples, primarily feces. Cryptosporidium species, especially C. parvum and C. andersoni, are protozoan parasites that cause cryptosporidiosis — a disease leading to diarrhea, dehydration, reduced weight gain, and increased mortality, particularly in young calves and lambs.
TOXOPLASMA GONDII REAL TIME PCR TEST	GLVR039	15 IU/ml	B1 gene	Placental tissue, Brain tissue, Heart and skeletal muscle tissues, Blood, Fetal fluids (e.g., amniotic fluid)	TOXOPLASMA GONDII REAL-TIME PCR TEST is a sensitive and specific molecular diagnostic assay developed to detect Toxoplasma gondii DNA in ruminant samples. T. gondii is a protozoan parasite that causes toxoplasmosis, a disease leading to reproductive disorders such as abortions, stillbirths, weak offspring, and neonatal mortality in sheep, goats, and occasionally cattle.

SALMONELLA TYPHI REAL TIME PCR TEST	GLVR044	20.45 IU/ml	ttrRSBCA locus	Feces, Rectal swabs, Mesenteric lymph nodes, Blood (for septicemic cases), Tissues from aborted fetus	Salmonella spp. real-time PCR test is a sensitive and specific molecular assay designed to detect Salmonella DNA in ruminant samples. Salmonella species, particularly S. Dublin, S. Typhimurium, and S. Newport, cause salmonellosis in cattle, sheep, and goats — leading to enteritis, septicemia, abortion, and significant economic losses.
ESCHERICHIA COLI (E. COLI) K99 REAL TIME PCR TEST	GLVR045	5 IU/ml	lacY gene	Fecal samples, Rectal swabs, Intestinal tissues (from necropsy), Aborted fetal tissues (in severe cases)	Escherichia coli (E. coli) K99 real-time PCR (qPCR) test is a highly sensitive and specific molecular assay designed to detect E. coli K99 gene DNA in ruminant samples. E. coli K99, an adhesin-producing strain of E. coli, is primarily associated with neonatal diarrhea (calf scours) in young ruminants, particularly in calves, lambs, and kids. It can lead to dehydration, weight loss, and high mortality in infected animals.
THEILERIA ANNULATA REAL TIME PCR TEST	GLVR049	30 IU/ml	SSrRNA gene	Whole blood, Lymph node aspirates, Spleen or liver tissues, Blood smears	Theileria annulata real-time PCR test is a sensitive and specific molecular diagnostic assay designed to detect Theileria annulata DNA in ruminant samples. T. annulata, a protozoan parasite transmitted by ticks (mainly Rhipicephalus species), causes tropical theileriosis in cattle, leading to severe clinical signs such as high fever, anemia, lymphadenopathy, and in some cases, death.
THEILERIA PARVA REAL TIME PCR TEST	GLVR050	35 IU/ml	SSrRNA gene	Whole blood, Lymph node aspirates, Spleen tissues, liver tissues, Blood smears	Theileria parva real-time PCR test is a highly sensitive and specific molecular assay designed to detect Theileria parva DNA in ruminant samples. T. parva is a protozoan parasite transmitted by ticks (Rhipicephalus species) and is the causative agent of East Coast Fever (ECF) in cattle, a disease that results in high fever, lymphadenopathy, anemia, and often death, particularly in endemic regions of Africa.
WEST NILE VIRUS REAL TIME RT-PCR TEST KIT	GLVR051	47.75 IU/ml	poly protein gene	Whole blood, Serum, Brain tissues, Cerebrospinal fluid (CSF), Spinal cord tissue	West Nile Virus (WNV) real-time RT-PCR test is a highly sensitive molecular diagnostic assay designed to detect West Nile Virus RNA in ruminant samples, particularly in cases of suspected encephalitis or neurological illness. WNV, a flavivirus transmitted primarily by mosquitoes (Culex species), can infect various mammals, including horses, cattle, and sheep, often leading to neurological symptoms such as fever, ataxia, and in severe cases, death.
MIDDLE EAST RESPIRATORY SYNDROME (MERS) VIRUS REAL TIME RT-PCR TEST	GLVR052	15 IU/ml	ORF1ab gene	Nasal swabs, Oropharyngeal swabs, Whole blood, Serum, Tracheal or lung tissue, Rectal swabs	Middle East Respiratory Syndrome (MERS) Virus real-time RT-PCR test is a molecular assay designed to detect MERS-CoV RNA in ruminant samples. MERS-CoV, a coronavirus, is primarily known to infect humans, but it has also been found in camels, which are believed to be the primary animal reservoir for the virus. While MERS-CoV is not commonly associated with ruminants like cattle, sheep, and goats, surveillance and detection in livestock can be important, especially for zoonotic transmission risks, given the close contact between humans and camels in certain regions.
STREPTOCOCCUS PNEUMONIAE REAL TIME PCR TEST	GLVR054	15 IU/ml	lytA gene	Nasal swabs, Tracheal swabs, Bronchoalveolar lavage fluid, Lung tissue, Sputum or respiratory secretions	Streptococcus pneumoniae real-time PCR test is a molecular assay designed to detect Streptococcus pneumoniae DNA in ruminant samples. S. pneumoniae is a gram-positive bacterium commonly associated with respiratory infections in humans, but it can also affect various animal species, including cattle, sheep, and goats, typically when animals are immunocompromised or under stress. In ruminants, S. pneumoniae is a less common cause of pneumonia but can contribute to bovine respiratory disease complex (BRD), especially in young animals.

COXIELLA BURNETII (Q FEVER) REAL TIME PCR TEST	GLVR055	10 IU/ml	IS30a gene	Whole blood (EDTA), Serum, Placental tissue, Aborted fetal tissues, Vaginal swabs, Milk	Coxiella burnetii real-time PCR test is a highly sensitive molecular assay designed to detect Coxiella burnetii DNA in ruminant samples. C. burnetii is the causative agent of Q fever, a zoonotic disease that primarily affects cattle, sheep, goats, and other ruminants. It can cause reproductive issues such as abortion, stillbirths, and infertility in infected animals. In humans, it can cause flu-like symptoms, and chronic infections can lead to more severe conditions, including endocarditis.
BOVINE LEUKEMIA VIRUS (BLV) REAL-TIME PCR TEST	GLVR041	55 IU/ml	pol gene	Whole blood, Serum, Lymph node tissue, Milk	Bovine Leukemia Virus (BLV) real-time PCR (qPCR) test is a highly sensitive and specific molecular assay designed to detect BLV proviral DNA in ruminant samples. BLV is a retrovirus that causes enzootic bovine leukosis, leading to persistent lymphocytosis and sometimes the development of lymphosarcoma (malignant lymphoma) in cattle
CHLAMYDIA SPP. REAL TIME PCR TEST	GLVR042	45 IU/ml	ompA gene	Placental tissues, Aborted fetal tissues, Vaginal swabs, Conjunctival swabs, Nasal swabs, Joint fluid	Chlamydia spp. real-time PCR (qPCR) test is a sensitive and specific molecular assay designed to detect Chlamydia DNA in ruminant samples. Various Chlamydia species, such as Chlamydia abortus and Chlamydia pecorum, can infect cattle, sheep, and goats, causing diseases like enzootic abortion, polyarthritis, conjunctivitis, and respiratory infections
BOVINE CORONAVIRUS (BCOV) REAL TIME RT-PCR TEST	GLVR043	75 IU/ml	N gene	Faecal samples, Nasal swabs, Rectal swabs, Blood, Tissue samples	Bovine Coronavirus (BCoV) real-time RT-PCR test is a molecular diagnostic assay designed to detect Bovine Coronavirus RNA in bovine samples. B. coronavirus is a significant cause of calf diarrhea and winter dysentery in adult cattle, leading to severe economic losses in dairy and beef operations. The virus can cause gastrointestinal symptoms such as watery diarrhea, vomiting, dehydration, and weight loss, especially in neonates.
BOVINE ROTAVIRUS GROUP A REAL TIME RT-PCR TEST	GLVR046	55 IU/ml	NSP5 gene	Faecal samples, Rectal swabs, Intestinal tissues, Oral swabs	The Bovine Rotavirus Group A real-time RT-PCR test is a molecular assay designed to detect Group A Bovine Rotavirus (BRV) RNA in ruminant samples, primarily in calves. Bovine Rotavirus is a leading cause of diarrhea in neonatal calves, particularly during the first few weeks of life. It is highly contagious and often results in severe watery diarrhea, dehydration, weight loss, and potentially high mortality rates in affected herds.
EIMERIA BOVIS REAL TIME PCR TEST	GLVR062	40 IU/ml	18S rRNA	Faecal samples, Intestinal tissue samples, Rectal swabs	Eimeria bovis real-time PCR test is a sensitive and specific molecular assay designed to detect Eimeria bovis DNA in ruminant samples. E. bovis is a protozoan parasite that causes bovine coccidiosis, primarily affecting calves and young cattle. The infection can lead to diarrhea (sometimes bloody), weight loss, dehydration, poor growth, and in severe cases, death. Outbreaks of coccidiosis can result in significant economic losses in both beef and dairy herds.
EIMERIA ALABAMENSIS REAL TIME PCR TEST	GLVR063	45 IU/ml	16S rRNA gene	Faecal samples, Intestinal tissue samples, Rectal swabs	Eimeria alabamensis real-time PCR test is a highly sensitive molecular assay designed to detect Eimeria alabamensis DNA in ruminant samples, especially in calves. E. alabamensis is a protozoan parasite that causes mild to severe coccidiosis, particularly affecting calves during grazing season. It leads to watery diarrhea, dehydration, reduced feed efficiency, and growth retardation
EIMERIA ZUERNII REAL TIME PCR TEST	GLVR064	50 IU/ml	16S rRNA gene	Faecal samples, Intestinal tissue samples, Rectal swabs	Eimeria zuernii real-time PCR test is a highly sensitive and specific molecular assay designed to detect Eimeria zuernii DNA in ruminant samples. E. zuernii is one of the most pathogenic coccidia species affecting cattle, particularly calves and young stock.

TRUEPERELLA PYOGENES REAL TIME PCR TEST	GLVR065	75 IU/ml	plp-Pyolysin	Abscess swabs, Uterine swabs, Milk samples, Joint fluid, Lung tissue, Nasal swabs, Blood	Trueperella pyogenes real-time PCR test is a molecular diagnostic assay designed to detect Trueperella pyogenes DNA in samples from ruminants. T. pyogenes is a gram-positive, opportunistic bacterium responsible for a wide range of suppurative infections in cattle, sheep, and goats, including abscesses, septic arthritis, pneumonia, endometritis, mastitis, and liver abscesses. It often acts as a secondary pathogen, following viral infections or injuries.
NEOSPORA CANINUM REAL TIME PCR TEST	GLVR066	50 IU/ml	Nc5 gene	Placental tissue, Fetal brain tissue, Fetal heart tissue, Fetal fluids, Blood samples, Cerebrospinal fluid	Neospora caninum real-time PCR test is a sensitive molecular assay designed to detect Neospora caninum DNA in ruminant samples, particularly in cattle. N. caninum is a protozoan parasite and a major cause of abortion, stillbirths, and reproductive failure in cattle worldwide. Infected animals may show no clinical signs until pregnancy loss occurs, often leading to significant economic losses in both dairy and beef operations.
LISTERIA MONOCYTOGENES REAL TIME PCR TEST	GLVR067	7.5 IU/ml	hly gene	Brain tissue, Blood, Placental tissue and fetal tissues, Milk samples, Conjunctival swabs, Environmental samples	Listeria monocytogenes real-time PCR test is a rapid and highly sensitive molecular assay designed to detect Listeria monocytogenes DNA in samples from ruminants. L. monocytogenes is a gram-positive bacterium that causes listeriosis, a serious disease affecting cattle, sheep, and goats. Clinical forms include encephalitis (circling disease), septicemia, abortion, and keratoconjunctivitis
CAMPYLOBACTER FETUS REAL TIME PCR TEST	GLVR020	45 IU/ml	nahE gene	Preputial washings or scrapings, Vaginal mucus, Placental tissues, Fetal stomach contents, Aborted fetal tissues (liver, lungs)	Campylobacter fetus real-time PCR test is a sensitive molecular diagnostic assay used to detect Campylobacter fetus DNA in ruminant samples. C. fetus, particularly the subspecies C. fetus subsp. venerealis and C. fetus subsp. fetus, is an important pathogen in cattle and sheep
CLOSTRIDIUM PERFRINGENS ENTEROTOXIN (CPE) REAL TIME PCR TEST	GLVR068	65 IU/ml	cpe gene	Fecal samples, Intestinal contents, Intestinal tissue samples, Environmental samples	Clostridium perfringens enterotoxin (CPE) real-time PCR test is a highly specific molecular assay designed to detect the cpe gene, which encodes the enterotoxin produced by Clostridium perfringens. In ruminants, C. perfringens can cause severe enterotoxemia and necrotic enteritis, leading to sudden death, bloody diarrhea, abdominal pain, and systemic toxemia.

CANINE SINGLEPLEX

PRODUCT NAME	PRODUCT CODE	SENSITIVITY	GENE	SPECIMEN FOR TESTING	DESCRIPTION
CANINE ADENOVIRUS 1 AND 2 (CAV) REAL TIME PCR TEST	GLVC001	45 IU/ml	hexon gene	CAV-1 :Whole blood, Feces, Tissue (liver, lung, spleen, lymph node), CAV-2 : Nasal or oropharyngeal swabs, Conjunctival swabs	Canine Adenovirus (CAV) Real-Time PCR test is used for the detection and differentiation of CAV-1 and CAV-2 in clinical or environmental samples. These viruses cause Infectious Canine Hepatitis (CAV-1) and Canine Infectious Respiratory Disease (CAV-2) respectively.
CANINE CORONAVIRUS (CCV) REAL TIME RT- PCR TEST	GLVC002	45 IU/ml	M gene	Fecal samples, rectal swabs, Intestinal tissue	Canine Coronavirus (CCV) Real-Time RT-PCR Test is a highly sensitive and specific molecular diagnostic assay designed to detect Canine Enteric Coronavirus RNA in clinical samples, primarily feces or rectal swabs, from dogs. The assay targets a conserved region of the viral genome—commonly the membrane (M) gene or nucleocapsid (N) gene—ensuring reliable detection across various strains of CCV
CANINE DISTEMPER VIRUS (CDV) REAL TIME RT- PCR TEST	GLVC003	50 IU/ml	P gene	Conjunctival, Nasal, and oropharyngeal swabs, Whole blood in EDTA, Cerebrospinal fluid (CSF), tissues such (brain, lung, or lymph nodes)	Canine Distemper Virus (CDV) Real-Time RT-PCR Test is a molecular diagnostic assay designed for the qualitative detection of CDV RNA in canine clinical samples. CDV is a highly contagious paramyxovirus that affects the respiratory, gastrointestinal, and nervous systems of dogs and some wild carnivores

CANINE PARVOVIRUS (CPV) REAL TIME PCR TEST	GLVC004	60 IU/ml	Capsid protein gene	Fecal samples, rectal swabs, intestinal tissues (such as small intestine)	Canine Parvovirus (CPV) Real-Time PCR Test is a DNA-based molecular diagnostic assay designed for the rapid detection of Canine Parvovirus DNA in clinical samples from suspected cases of parvoviral enteritis.
CANINE GIARDIASIS REAL TIME PCR TEST	GLVC005	35 IU/ml	18S rRNA gene	Fecal samples, fecal swabs, intestinal tissue	Canine Giardiasis Real-Time PCR Test is a sensitive and specific DNA-based molecular assay for detecting <i>Giardia duodenalis</i> (also known as <i>Giardia intestinalis</i> or <i>Giardia lamblia</i>) in fecal samples of dogs.
CANINE HERPESVIRUS (CHV) REAL TIME PCR TEST	GLVC007	30 IU/ml	TK gene	Conjunctival, nasal, or oropharyngeal swabs, vaginal or preputial swabs, whole blood (EDTA), tissues (lung, liver, kidney, or brain)	Canine Herpesvirus (CHV-1) Real-Time PCR Test is a highly sensitive and specific DNA-based assay designed for the detection of CHV-1—a member of the Alphaherpesvirinae subfamily that causes reproductive failure, neonatal mortality, and respiratory or ocular infections in dogs.
TRYPANOSOMA EVANSI REAL TIME PCR TEST	GLVC011	10 IU/ml	VSG gene	Whole blood (EDTA), serum, tissue samples (spleen, liver, lymph nodes, or bone marrow)	Canine <i>Trypanosoma evansi</i> Real-Time PCR Test detects <i>T. evansi</i> DNA—an extracellular protozoan parasite responsible for canine Surra, a rapidly progressive and often fatal disease in dogs
LYME REAL TIME PCR TEST	GLVC013	55 IU/ml	flaB gene	Whole blood, serum, plasma, cerebrospinal fluid (CSF), urine, skin, tissue, synovial fluid	Lyme real-time PCR test for canines is a diagnostic tool used to detect <i>Borrelia burgdorferi</i> , the bacteria responsible for Lyme disease, in dogs. This test uses the Polymerase Chain Reaction (PCR) technique, specifically real-time PCR, which allows for the amplification and quantification of the bacterial DNA in the canine sample.
EHRlichia CHAFFEENSIS REAL TIME PCR TEST	GLVC016	40 IU/ml	16S rRNA gene	Whole blood, serum, plasma, cerebrospinal fluid (CSF), urine, tissue biopsies	<i>Ehrlichia chaffeensis</i> Real-Time PCR Test is a molecular diagnostic tool used to detect the DNA of <i>Ehrlichia chaffeensis</i> , the causative agent of human monocytic ehrlichiosis (HME), a potentially severe tick-borne illness
TOXOPLASMA GONDII REAL TIME PCR TEST	GLVC022	15 IU/ml	B1 gene	Whole Blood, Tissue and Faecal samples, ocular fluid	<i>Toxoplasma gondii</i> Real-Time PCR Test for Canines is a molecular diagnostic tool designed to detect <i>T. gondii</i> DNA in dogs. This test is particularly valuable for diagnosing acute infections, monitoring treatment efficacy, and assessing the risk of congenital transmission in pregnant dogs
RABIES REAL TIME RT-PCR TEST	GLVC027	25 IU/ml	N gene	Brain tissue, saliva, throat Swab, cerebrospinal fluid	Rabies Real-Time RT-PCR Test for Canines is a molecular diagnostic tool designed to detect the presence of rabies virus RNA in dogs. This test is particularly useful for ante-mortem diagnosis, especially in cases where traditional diagnostic methods may be challenging
BABESIA VOGELI REAL TIME PCR TEST	GLVC009	40 IU/ml	ssrRNA gene	Whole blood, spleen and liver tissues	<i>Babesia vogeli</i> Real-Time PCR Test for Canines is a molecular diagnostic tool used to detect <i>Babesia vogeli</i> , a protozoan parasite transmitted by ticks, notably <i>Rhipicephalus sanguineus</i> . This parasite is a significant cause of canine babesiosis, particularly in tropical and subtropical regions.
E. COLI REAL TIME PCR TEST	GLVC028	5 IU/ml	lac y gene	Feces, Rectal swab, urine, blood, tissue samples	<i>Escherichia coli</i> (E. coli) Real-Time PCR Test for Canines is a molecular diagnostic tool used to detect E. coli infections in dogs, particularly in cases where traditional diagnostic methods may be inconclusive or when rapid, accurate results are required
CANINE LEPTOSPIRA REAL TIME PCR TEST	GLVC029	20 IU/ml	16S rRNA gene	Whole Blood, Serum, Plasma and Urine samples, tissue samples (kidney, liver, or lung)	Canine <i>Leptospira</i> Real-Time PCR Test is a molecular diagnostic tool used to detect <i>Leptospira</i> DNA in dogs, particularly useful for early detection of leptospirosis, a zoonotic disease caused by pathogenic spirochetes
BABESIA GIBSONI REAL TIME PCR TEST	GLVC006	30 IU/ml	18S rRNA gene	Whole Blood, Serum, Plasma and Tissue samples	<i>Babesia gibsoni</i> Real-Time PCR Test for Canines is a molecular diagnostic tool used to detect <i>Babesia gibsoni</i> , a protozoan parasite transmitted primarily by ticks, notably <i>Rhipicephalus sanguineus</i> . This parasite is a significant cause of canine babesiosis, particularly in tropical and subtropical regions

PARAINFLUENZA REAL TIME RT-PCR TEST	GLVC008	35 IU/ml	N gene	Nasal swab,Tracheal swab, pharyngel, tissues, conjunctive swab	Canine Parainfluenza Virus (CPIV) Real-Time RT-PCR Test is a molecular diagnostic tool used to detect CPIV RNA in dogs, particularly useful for diagnosing respiratory infections such as Canine Infectious Respiratory Disease Complex (CIRD)
ANAPLASMA PLATYS REAL TIME PCR TEST	GLVC010	50 IU/ml	gltA gene	Whole Blood, Serum, Plasma and Tissue samples	Real-Time PCR (qPCR) test for Anaplasma platys in canines is a diagnostic molecular assay used to detect the DNA of Anaplasma platys, a tick-borne bacterium that infects platelets and causes canine infectious cyclic thrombocytopenia. This test is important in veterinary diagnostics to confirm infection, especially since clinical signs can be nonspecific
ANAPLASMA PHAGOCYTOPHILUM REAL TIME PCR TEST	GLVC012	55 IU/ml	msp2 gene	Whole Blood, Serum, Plasma and Tissue samples, Bone Marrow	Real-Time PCR (qPCR) test for Anaplasma phagocytophilum in canines, commonly used in molecular diagnostics to detect this tick-borne bacterium, which causes canine granulocytic anaplasmosis.
HEPATOZOON CANIS REAL TIME PCR TEST	GLVC014	55 IU/ml	ssrRNA gene	Whole Blood, Serum, Plasma and Tissue samples, Muscle Biopsy	Real Time PCR Kit designed for the molecular detection of Hepatozoon canis, a protozoan parasite transmitted to dogs primarily through ingestion of infected ticks
EHRlichIA CANIS REAL TIME PCR TEST	GLVC015	55 IU/ml	ssrRNA gene	Whole Blood, Serum, Plasma and Tissue samples	Ehrlichia canis Real-Time PCR Test is a highly sensitive and specific molecular diagnostic assay designed for the detection of Ehrlichia canis DNA in canine blood samples. E. canis is an intracellular rickettsial pathogen that causes Canine Monocytic Ehrlichiosis (CME), a potentially severe tick-borne disease transmitted by Rhipicephalus sanguineus (the brown dog tick)
EHRlichIA EWINGII REAL TIME PCR TEST	GLVC017	50 IU/ml	16S rRNA gene	Whole blood, serum, plasma	Ehrlichia ewingii Real-Time PCR (qPCR) Test, used for detecting this emerging tick-borne pathogen in dogs.
MYCOPLASMA HAEMOFELIS REAL TIME PCR TEST	GLVC018	25 IU/ml	ssrRNA gene	Whole Blood (EDTA), serum, plasma	Mycoplasma haemofelis Real-Time PCR Test is a sensitive and specific molecular diagnostic assay designed for the detection of Mycoplasma haemofelis DNA in canine blood samples.
LEISHMANIASIS REAL TIME PCR TEST	GLVC038	35 IU/ml	HGPRT	whole blood, lymph node aspirates, bone marrow, skin lesions, and conjunctival swabs	Leishmaniasis Real-Time PCR Test is a highly sensitive and specific molecular diagnostic assay developed for the detection of Leishmania spp. DNA in canine samples, with particular relevance to Leishmania infantum, the causative agent of canine visceral leishmaniasis (CVL)
CRYPTOCOCCUS NEOFORMANS REAL TIME PCR TEST	GLVC030	25 IU/ml	cytb gene	Nasal swab, skin tissues, other tissues, whole blood, serum and plasma samples	Cryptococcus neoformans Real-Time PCR Kit is a fast and accurate test that detects Cryptococcus neoformans DNA in clinical samples, helping diagnose fungal infections effectively
BABESIA CANIS REAL TIME PCR TEST	GLVC036	55 IU/ml	ssrRNA gene	Whole Blood, Serum, Plasma and Tissue samples	Babesia canis Real-Time PCR Test Kits are advanced diagnostic tools designed for the in vitro detection and quantification of Babesia canis, a protozoan parasite transmitted by ticks that infects canine red blood cells
BABESIA ROSSI REAL TIME PCR TEST	GLVC037	60 IU/ml	18S rRNA gene	Whole Blood (EDTA), Blood smears ,Ticks, Tissue/Bone Marrow	Babesia Rossi Real-Time PCR Test Kit detects Babesia rossi DNA in whole blood (EDTA), blood smears, ticks, and tissue/bone marrow samples
BARTONELLA SPP. REAL-TIME PCR TEST	GLVC023	40 IU/ml	18S rRNA gene	Whole blood, serum, Tissue Samples	Bartonella spp. Real-Time PCR Test for Canines is a highly sensitive molecular assay designed to detect Bartonella species, a common cause of zoonotic infections in dogs
BLASTOMYCES DERMATITIDIS REAL-TIME PCR TEST	GLVC043	50 IU/ml	BAD1	Whole blood, Bronchoalveolar lavage, Tracheal aspirates, Tissue biopsies	Blastomyces dermatitidis Real-Time PCR Test is a highly sensitive and specific assay designed for the detection of Blastomyces dermatitidis in canine clinical samples. This test targets conserved regions of the fungal genome, providing rapid and reliable identification of the pathogen, even in early or asymptomatic stages of blastomycosis
CANINE ROTAVIRUS REAL TIME RT-PCR TEST	GLVC044	50 IU/ml	NSP3 gene	Fecal samples, rectal swabs	Canine rotavirus real-time RT-PCR test is a molecular diagnostic method used to detect rotavirus RNA in dogs, primarily those showing signs of diarrhea

CLOSTRIDIUM PERFRINGENS ENTEROTOXIN (CPE) REAL TIME PCR TEST	GLVC045	65 IU/ml	cpe gene	Feces, rectal swabs	Clostridium perfringens enterotoxin (CPE) real-time PCR test is a molecular diagnostic method used to detect the cpe gene, which codes for the enterotoxin causing gastrointestinal symptoms in dogs
CAMPYLOBACTER JEJUNI REAL TIME PCR TEST	GLVC046	5 IU/ml	16S rRNA gene	Fecal samples, rectal swabs, intestinal tissue.	Campylobacter jejuni real-time PCR test is a molecular diagnostic tool used to detect the presence of C. jejuni DNA in samples such as feces, rectal swabs
CAMPYLOBACTER COLI REAL TIME PCR TEST	GLVC047	5 IU/ml	16S rRNA gene	Fecal samples, rectal swabs	Campylobacter coli real-time PCR test is a molecular diagnostic tool used to detect the presence of C. coli DNA in canine samples
SALMONELLA SPP REAL TIME PCR TEST	GLVC048	20.45 IU/ml	ttrRSBCA locus	Fecal samples, rectal swabs, blood, tissue samples	Salmonella spp. real-time PCR test is a molecular diagnostic method used to detect the presence of Salmonella DNA in canine clinical samples
CRYPTOSPORIDIUM SPP. REAL TIME PCR TEST	GLVC049	25 IU/ml	DnaJ protein	Fecal samples, rectal swabs	Cryptosporidium spp. real-time PCR test is a molecular diagnostic tool used to detect the presence of Cryptosporidium DNA in clinical samples such as feces, rectal swabs
INFLUENZA A VIRUS REAL TIME RT-PCR TEST	GLVC050	205.75 IU/ml	M1 & M2 gene	Nasal swabs, throat swabs, nasopharyngeal swabs, tracheal or lung tissue	Canine Influenza A virus real-time RT-PCR test is a molecular diagnostic tool used to detect the presence of the Influenza A virus in dogs
CANINE ADENOVIRUS TYPE 2 (CAV-2) REAL TIME RT-PCR TEST	GLVC051	45 IU/ml	hexon gene	Nasal swabs, throat swabs	Canine Adenovirus Type 2 (CAV-2) real-time RT-PCR test is a molecular diagnostic method used to detect the presence of CAV-2, a virus associated with respiratory infections in dogs
BORDETELLA BRONCHISEPTICA REAL TIME RT-PCR TEST	GLVC025	30 IU/ml	16srRNA gene	Nasal swabs, throat swabs, tracheal swabs	Canine Bordetella bronchiseptica real-time RT-PCR test is used to detect the presence of Bordetella bronchiseptica, a bacterium that causes respiratory infections such as kennel cough in dogs
TRICHOPHYTON RUBRUM REAL TIME PCR TEST	GLVC052	65 IU/ml	18SrRNA gene	Skin scrapings, hair plucks, or nail clippings from infected areas	Canine Trichophyton rubrum real-time PCR test is a molecular diagnostic tool used to detect the presence of Trichophyton rubrum, a fungus responsible for causing dermatophytosis (ringworm) in dogs
CANINE MYCOPLASMOSIS REAL TIME RT-PCR TEST	GLVC053	40 IU/ml	16S rRNA gene	Blood samples, tracheal washes, nasal swabs, bronchoalveolar lavage fluid	Canine Mycoplasmosis real-time RT-PCR test is a molecular diagnostic tool used to detect the presence of Mycoplasma species, which can cause respiratory and urogenital infections in dogs
CANDIDA SPP REAL TIME PCR TEST	GLVC054	60 IU/ml	26S rRNA gene	skin scrapings, ear swabs, vaginal swabs, or mucosal swabs	Candida spp. real-time PCR test is a molecular diagnostic tool used to detect the presence of Candida species, fungi responsible for infections such as skin, ear, and mucosal infections in dogs
DEMODEX CANIS REAL TIME PCR TEST	GLVC055	55 IU/ml	18S rRNA gene	Skin scrapings, hair plucks, tissue biopsies	Demodex canis real-time PCR test is a molecular diagnostic tool used to detect Demodex canis mites, which cause demodicosis in dogs
ASPERGILLUS SPP REAL TIME PCR TEST	GLVC056	50 IU/ml	18SrRNA gene	Nasal swabs, tissue biopsies, bronchoalveolar lavage fluid, sputum samples	Aspergillus spp. real-time PCR test is a molecular diagnostic method used to identify Aspergillus species in dogs
STAPHYLOCOCCUS PSEUDINTERMEDIUS REAL TIME PCR TEST	GLVC057	50 IU/ml	spsJ gene	Nasal swabs, skin swabs, ear swabs, wound swabs, urine samples	Staphylococcus pseudintermedius real-time PCR test is a molecular diagnostic tool used to detect the presence of Staphylococcus pseudintermedius, a common bacterium responsible for infections such as skin conditions, ear infections, and urinary tract infections in dogs
MALASSEZIA FURFUR REAL TIME PCR TEST	GLVC058	35 IU/ml	18S ribosomal RNA gene	Skin scrapings, ear swabs	Malassezia furfur real-time PCR test is a molecular diagnostic tool used to detect Malassezia furfur, a yeast causing skin and ear infections in dogs
MALASSEZIA PACHYDERMATIS REAL TIME PCR TEST	GLVC059	50 IU/ml	small subunit ribosomal RNA gene	Skin scrapings, ear swabs	Malassezia pachydermatis real-time PCR test is a molecular diagnostic tool used to detect Malassezia pachydermatis, a yeast responsible for skin and ear infections in dogs

MICROSPORUM CANIS REAL TIME PCR TEST	GLVC060	55 IU/ml	18S ribosomal RNA gene	Skin scrapings, hair plucks, nail clippings	Microsporium canis real-time PCR test is a molecular diagnostic assay designed to detect Microsporium canis DNA in animal or human samples. M. canis is a dermatophyte fungus that commonly causes ringworm (dermatophytosis) in various species, including cats, dogs, and occasionally humans. It is highly contagious and can lead to lesions on the skin, hair loss, scaling, and itching. M. canis is one of the most frequent causes of dermatophytosis in companion animals, particularly in cats.
---	----------------	----------	------------------------	---	---

FELINE SINGLEPLEX

PRODUCT NAME	PRODUCT CODE	SENSITIVITY	GENE	SPECIMEN FOR TESTING	DESCRIPTION
FELINE HERPESVIRUS (FHV) REAL TIME PCR TEST	GLVF001	35 IU/ml	TK gene	Nasal Swabs, Ocular Swabs, Pharyngeal Swabs ,Blood, Oral Swabs	Feline Herpesvirus (FHV) Real-Time PCR Test Kit is a diagnostic tool used to detect the presence of Feline Herpesvirus DNA in a cat's sample, such as swabs, blood, or ocular fluids
PARVOVIRUS REAL TIME PCR TEST	GLVF003	60 IU/ml	Capsid protein gene	Fecal Samples, Blood, Vomitus, Tissue Samples	Feline Parvovirus Real-Time PCR Test Kit detects Feline Parvovirus DNA in samples like feces, blood, or vomit
FELINE CORONAVIRUS (FCOV) REAL TIME RT-PCR TEST	GLVF004	45 IU/ml	M gene	Fecal Samples, Blood, Oral Swabs, Peritoneal Fluid	Feline Coronavirus (FCoV) Real-Time RT- PCR Test Kit used to detect FCoV DNA in samples like feces or blood.
RABIES REAL TIME RT-PCR TEST	GLVF017	25 IU/ml	N gene	Brain Tissue, Saliva, Cerebrospinal Fluid (CSF), Skin Biopsy (Nuchal skin)	Feline Rabies Real-Time RT-PCR Test Kit is a highly sensitive diagnostic tool that uses real-time PCR technology to rapidly detect rabies virus RNA in feline samples
CALICIVIRUS REAL TIME PCR TEST	GLVF002	35 IU/ml	VP2 gene	Oropharyngeal Swabs, Nasal Swabs, Conjunctival Swabs , Fecal Samples	Feline Calicivirus real-time PCR test kit is a highly sensitive assay that detects Feline Calicivirus RNA in swabs from the respiratory tract, eyes, or feces
FELINE LEUKEMIA VIRUS (FELV) REAL TIME RT-PCR TEST	GLVF005	25 IU/ml	gag protein	Whole Blood (EDTA), Plasma or Serum, Bone Marrow, Lymph Node Samples	Feline Leukemia Virus (FeLV) real-time RT-PCR test kit is a reliable diagnostic tool that quickly detects FeLV RNA in feline blood or tissue samples
FELINE IMMUNODEFICIENCY VIRUS (FIV) REAL TIME RT-PCR TEST	GLVF006	35 IU/ml	gag protein	Whole Blood (EDTA), Plasma, Serum, lymph Node, Bone Marrow	Feline Immunodeficiency Virus (FIV) real-time RT-PCR test kit used for detecting FIV infection in cats by identifying the viral RNA in blood or tissue samples.
CHLAMYDIA FELIS REAL TIME PCR TEST	GLVF007	55 IU/ml	18S rRNA gene	Conjunctival Swabs, Oropharyngeal Swabs, Nasal Swabs, Tissue Samples	Real-time PCR test kit is a diagnostic tool used to detect Chlamydia felis DNA in feline ocular or respiratory samples
CYTAUXZOOM FELIS REAL TIME PCR TEST	GLVF008	35 IU/ml	ssrRNA gene	Whole Blood (EDTA), Tissue Samples (spleen, liver, or bone marrow.)	Real-time PCR kit identifies Cytauxzoon felis DNA in cats, using blood or tissue samples to support rapid and reliable diagnosis of cytauxzoonosis
BABESIA FELIS REAL TIME PCR TEST	GLVF009	55 IU/ml	ssrRNA gene	Whole Blood (EDTA), Blood Smears or Dried Blood Spots (DBS), Tissue Samples	Babesia felis real-time RT-PCR test kit is designed for the rapid and specific detection of Babesia felis DNA in feline blood or tissue samples
HEPATOZOOM FELIS REAL TIME PCR TEST	GLVF010	55 IU/ml	ssrRNA gene	Whole Blood (EDTA), Tissue Samples, Buffy Coat, Bone Marrow Aspirate	Hepatozoon felis real-time PCR test kit is a molecular diagnostic assay designed for the sensitive and specific detection of Hepatozoon felis DNA in feline blood, buffy coat, or tissue samples
MYCOPLASMA HAEMOFELIS REAL TIME PCR TEST	GLVF011	25 IU/ml	ssrRNA gene	Whole Blood (EDTA), Dried Blood Spots (DBS)	Mycoplasma haemofelis real-time PCR test kit is a DNA-based diagnostic tool used to accurately and quickly detect Mycoplasma haemofelis infection in cats through the analysis of blood samples
BORDETELLA BRONCHISEPTICA REAL TIME PCR TEST	GLVF012	30 IU/ml	16srRNA gene	Nasal Swabs, Oropharyngeal Swabs, Tracheal Wash or Bronchoalveolar Lavage (BAL) Fluid, Conjunctival Swabs	Feline Bordetella bronchiseptica real-time PCR test kit is designed to rapidly and accurately detect Bordetella bronchiseptica DNA in feline respiratory samples
CRYPTOSPORIDIUM PARVUM REAL TIME PCR TEST	GLVF013	25 IU/ml	cytb gene	Fecal Samples, Rectal Swabs, Intestinal Tissue	Cryptosporidium parvum real-time PCR test kit quickly and precisely identifies Cryptosporidium parvum in stool or intestinal samples by detecting its DNA

TOXOPLASMA GONDII REAL TIME PCR TEST	GLVF016	15 IU/ml	B1 gene	Whole Blood (EDTA), Tissue Samples, Serum or Plasma, Fecal Samples	Toxoplasma gondii real-time PCR test kit is a rapid and accurate diagnostic method for detecting Toxoplasma gondii DNA in feline blood, tissue, or other samples
FELINE GIARDIA REAL TIME PCR TEST	GLVF018	35 IU/ml	18S rRNA gene	Fecal Samples, Duodenal Fluid	Feline Giardia real-time PCR test kit quickly detects Giardia DNA in cat fecal samples
FELINE INFECTIOUS PERITONITIS (FIP) REAL TIME RT-PCR TEST	GLVF020	45 IU/ml	M gene	Fecal Samples, Blood, Oral Swabs, Peritoneal Fluid	Feline Infectious Peritonitis (FIP) real-time RT-PCR test kit is designed to detect FIP virus RNA in feline samples
ROTAVIRUS REAL TIME RT-PCR TEST	GLVF021	50 IU/ml	NSP3 gene	Fecal Samples, Intestinal Tissue , Rectal Swabs	Feline Rotavirus real-time RT-PCR test kit is a diagnostic tool designed to detect feline Rotavirus RNA in fecal or intestinal samples
ANAPLASMA PHAGOCYTOPHILUM REAL TIME PCR TEST	GLVF022	55 IU/ml	mSP2 gene	Whole blood, tissue samples	Anaplasma phagocytophilum real-time PCR test detects DNA of the tick-borne bacterium in a cat's blood
CHLAMYDIA PSITTACI REAL TIME PCR TEST	GLVF023	10 IU/ml	ompA gene	Conjunctival swabs, nasal swabs, oropharyngeal swabs	Chlamydia psittaci real-time PCR test is used to detect the presence of C. psittaci in cats
MYCOPLASMA FELIS REAL TIME PCR TEST	GLVF024	35 IU/ml	16S rRNA, rpoB	Conjunctival swabs, nasal swabs, oropharyngeal swabs	Mycoplasma felis real-time PCR test is a molecular diagnostic tool used to detect M. felis, a bacterium linked to respiratory and eye infections in cats
BORRELLIA SPP. REAL TIME PCR TEST	GLVF025	55 IU/ml	flaB gene	Whole blood, skin biopsies, joint fluid	Feline Borrelia spp. real-time PCR test is a molecular diagnostic tool used to detect the presence of Borrelia bacteria in cats
BARTONELLA SPP. REAL TIME PCR TEST	GLVF015	40 IU/ml	18S rRNA gene	Whole blood, tissue biopsies, lymph node aspirates	Feline Bartonella spp. real-time PCR test is designed to detect Bartonella bacteria, which can lead to various infections in cats
BLASTOMYCES DERMATITIDIS REAL TIME PCR TEST	GLVF026	50 IU/ml	BAD1 gene	whole blood, tissue biopsies, bronchoalveolar lavage fluid	Feline Blastomyces dermatitidis real-time PCR test is designed to detect the Blastomyces dermatitidis fungus DNA in cats
TRITRICHOMONAS FOETUS REAL TIME PCR TEST	GLVF027	60 IU/ml	SSUrRNA gene	Fecal sample, rectal swab	Tritrichomonas foetus real-time PCR test is a diagnostic tool used to detect the presence of Tritrichomonas foetus, a protozoan parasite responsible for causing chronic diarrhea in cats
CLOSTRIDIUM PERFRINGENS ENTEROTOXIN (CPE) REAL TIME PCR TEST	GLVF028	65 IU/ml	cpe gene	Fecal sample	Clostridium perfringens enterotoxin (CPE) real-time PCR test is a molecular diagnostic tool used to detect the presence of the CPE gene in cats
CAMPYLOBACTER JEJUNI REAL TIME PCR TEST	GLVF029	5 IU/ml	16S rRNA gene	Fecal sample	Campylobacter jejuni real-time PCR test is a sensitive molecular assay used to detect the DNA of C. jejuni, a common bacterial cause of gastrointestinal illness in cats
CAMPYLOBACTER COLI REAL TIME PCR TEST	GLVF030	5 IU/ml	16S rRNA gene	Fecal sample	Feline Campylobacter coli real-time PCR test is a fast and accurate molecular method used to detect C. coli DNA in cat feces
SALMONELLA SPP REAL TIME PCR TEST	GLVF031	20.45 IU/ml	ttrRSBCA locus	Fecal sample	Feline Salmonella spp. real-time PCR test is a rapid and sensitive molecular assay used to detect the presence of Salmonella DNA in cat feces
CRYPTOCOCCUS SPP. REAL TIME PCR TEST	GLVF032	25 IU/ml	cytb gene	Cerebral spinal fluid (CSF), tissue biopsies, nasal swabs	Cryptococcus spp. real-time PCR test is a highly sensitive molecular diagnostic tool used to detect Cryptococcus DNA in various feline samples



WILDLIFE SINGLEPLEX

PRODUCT NAME	PRODUCT CODE	SENSITIVITY	GENE	SPECIMEN FOR TESTING	DESCRIPTION
RABIES REAL TIME RT- PCR TEST	GLVW001	25 IU/ml	N gene	Brain tissue, saliva, throat Swab , cerebro-spinal fluid	Real-Time RT-PCR (qRT-PCR) test for Rabies in wildlife involves detecting rabies virus RNA in wildlife samples (e.g., bats, foxes, raccoons, mongoose) for diagnostic or surveillance purposes
BACILLUS ANTHRACIS REAL-TIME PCR TEST	GLVW002	40 IU/ml	rpoB gene	Whole Blood, Tissue (Spleen, liver, lymph nodes), Swabs (Lesions, nasal, rectal, oral), Soil and environmental samples	Bacillus anthracis Real-Time PCR (qPCR) Test as applied in wildlife diagnostics, especially relevant for surveillance of anthrax outbreaks in wild herbivores like deer, elephants, bison, and antelope.
CANINE DISTEMPER VIRUS (CDV) REAL TIME RT- PCR TEST	GLVW003	50 IU/ml	P gene	Conjunctival, Nasal, and oropharyngeal swabs, Whole blood in EDTA , Cerebro-spinal fluid (CSF), tissues such (brain, lung, or lymph nodes)	Canine Distemper Virus (CDV) Real-Time RT-PCR Test as applied to wildlife diagnostics — critical for monitoring health in wild carnivores like lions, tigers, leopards, foxes, wolves, and raccoons.
CANINE PARVOVIRUS (CPV) REAL TIME PCR TEST	GLVW004	60 IU/ml	Capsid protein gene	Fecal samples, rectal swabs, intestinal tissues (such as small intestine)	Canine Parvovirus (CPV) Real-Time PCR test as applied to wildlife species, particularly important for monitoring infections in wild carnivores like foxes, wolves, wild dogs, jackals, hyenas, and big cats.
ELEPHANT ENDOTHELIOTROPIC HERPESVIRUS 1 (EEHV1) REAL TIME PCR TEST	GLVW005	75 IU/ml	E47	Whole Blood, oral swabs, trunk washes, fecal samples, internal tissues such as the heart, liver, spleen, lung, kidney, and tongue	Elephant Endotheliotropic Herpesvirus 1 (EEHV1) Real-Time PCR Test, designed to detect this highly fatal viral infection in both wild and captive Asian elephants, especially calves.
ELEPHANT TUBERCULOSIS REAL TIME PCR TEST	GLVW006	10 IU/ml	6110 gene	Trunk wash, bronchoalveolar lavage (BAL), Whole blood, feces, and gastric lavage,Postmortem tissue samples	Elephant Tuberculosis (TB) Real-Time PCR Test, a vital diagnostic tool for detecting Mycobacterium tuberculosis complex (MTBC) in both Asian and African elephants, especially in captive or rescued wildlife populations
SALMONELLA REAL TIME PCR TEST	GLVW007	20.45 IU/ml	ttrRSBCA locus	Fecal droppings, cloacal swabs, rectal swabs, intestinal tissue (from post-mortem animals), and environmental samples such as soil, water, and bedding	Salmonella Real-Time PCR test for wildlife is a molecular diagnostic assay used to detect the presence of Salmonella DNA in samples collected from wild animals (e.g., birds, reptiles, mammals). This method is rapid, sensitive, and specific, making it ideal for screening and surveillance in wildlife health and conservation studies.
LEPTOSPIRA REAL TIME PCR TEST	GLVW009	20 IU/ml	16S rRNA gene	Urine, blood, liver tissue, kidney tissue, and environmental samples (such as soil, water)	Leptospira Real-Time PCR test for wildlife is a molecular diagnostic assay designed to detect the DNA of Leptospira species, the bacteria responsible for leptospirosis, in samples taken from wild animals. Leptospirosis is a zoonotic disease that can affect a wide range of animals, including mammals, birds, and reptiles. This PCR test is an effective tool for surveillance, particularly in wildlife populations where clinical signs may be subtle or absent
FELINE LEUKEMIA VIRUS (FeLV) REAL TIME RT-PCR TEST	GLVW012	25 IU/ml	gag protein	Saliva, feces, or fur swabs	Feline Leukemia Virus (FeLV) Real-Time RT-PCR Test Kit designed for wildlife would be a diagnostic tool used to detect the presence of FeLV RNA in various wild felid species. This type of PCR test is highly sensitive and provides real-time results, making it ideal for monitoring the health of wildlife populations, particularly felines that may be at risk for FeLV infection.
FELINE IMMUNODEFICIENCY VIRUS (FIV) REAL TIME RT-PCR TEST	GLVW013	35 IU/ml	gag protein	Whole blood, Serum, Plasma, Saliva, Feces, Oral swabs	Feline Immunodeficiency Virus (FIV) Real-Time RT-PCR Test Kit would be a diagnostic tool designed to detect and quantify FIV RNA in blood or other biological samples, providing crucial information about the viral load and the presence of infection in feline species, including both domestic cats and wild felines

FOOT AND MOUTH DISEASE (FMD) REAL TIME RT-PCR TEST	GLVW014	10 IU/ml	PP gene	Oral swabs, Nasal swabs, Saliva, Probang samples, Blood, Serum Tissue samples, Faecal samples	Foot and Mouth Disease (FMD) Real-Time RT-PCR Test Kit for Wildlife is a highly specialized molecular diagnostic tool designed to detect FMDV RNA in wild animal species that may act as reservoirs or vectors for the virus. This kind of test is crucial for surveillance, outbreak control, and epidemiological studies, especially in areas where FMD is endemic or wildlife-livestock interaction is common.
PASTEURELLA MULTOCIDA (HS) REAL TIME PCR TEST	GLVW015	60 IU/ml	polyprotein gene	Vesicular Fluid, Epithelial Tissue, Oesophageal-Pharyngeal (OP) sample, Milk and Whole Blood	Pasteurella multocida (HS) Real-Time PCR testing in wildlife, which adds some important layers, especially in terms of field application, species diversity, and conservation relevance.
BABESIA BIGEMINA REAL TIME PCR TEST	GLVW018	25 IU/ml	CYTB gene	Whole blood, Spleen, liver tissue, Dried blood spots (DBS) for remote wildlife sampling	Real-Time PCR (qPCR) test for Babesia bigemina detection in wildlife involves designing a sensitive and specific assay that can work on a variety of wild ruminant species, especially those that might act as reservoirs
PARATUBERCULOSIS (P. TB) REAL TIME PCR TEST	GLVW019	20 IU/ml	IS900 and F57 genes	Feces, Tissue, Milk, Environmental samples	Real-Time PCR (qPCR) test for Paratuberculosis (P. TB) in wildlife is a valuable diagnostic tool for detecting Mycobacterium avium subspecies paratuberculosis (MAP), the causative agent of Johne's disease. Wildlife species like deer, bison, antelope, wild goats, or exotic ruminants may serve as reservoirs
BRUCELLA SPP. REAL TIME PCR TEST	GLVW020	45 IU/ml	BCSP31 gene	Whole blood, fatal tissues , fluids, genital swabs, and milk	Real-Time PCR (qPCR) test for Brucella spp. detection in wildlife is crucial for monitoring zoonotic disease spillover risks from wild animals to domestic animals and humans. Wildlife such as wild boars, deer, bison, elk, and various exotic mammals can act as reservoirs.
RIFT VALLEY FEVER (RVF) REAL TIME RT-PCR TEST	GLVW021	40 IU/ml	M gene	whole blood, serum, tissue samples (liver, spleen, lung, kidney, and heart collected during necropsy), Swab samples, including nasal, oral, ocular, or rectal swab	Rift Valley fever (RVF) Real Time RT-PCR TEST KIT is designed for the detection of Rift Valley fever virus RNA in various wildlife species, helping with surveillance and outbreak investigations, zoonotic risk monitoring, wildlife-livestock-human transmission mapping, and early detection in conservation zones or protected areas
TOXOPLASMA GONDII REAL TIME PCR TEST	GLVW022	15 IU/ml	B1 gene	Whole Blood, Tissue and Faecal samples, ocular fluid	Toxoplasma gondii Real-Time PCR test for wildlife is a molecular diagnostic assay designed to detect T. gondii DNA in a variety of wild animal species. This test is primarily used for surveillance, epidemiological studies, zoonotic risk assessment, and investigating mortality or reproductive disorders in wildlife populations
ESCHERICHIA COLI (E. COLI) K99 REAL TIME PCR TEST	GLVW023	5 IU/ml	Fimbrial antigen gene	Feces, Rectal swab, urine, blood, tissue samples	Escherichia coli (E. coli) K99 Real-Time PCR test for wildlife is a molecular diagnostic assay used to detect the presence of the K99 (F5) fimbrial antigen gene, which is associated with enterotoxigenic E. coli (ETEC) strains known to cause neonatal diarrhea in animals
THEILERIA ANNULATA REAL TIME PCR TEST	GLVW024	30 IU/ml	SSrRNA gene	whole blood, Serum, Plasma, Spleen, lymph nodes, and liver tissues	Theileria annulata Real-Time PCR test for wildlife is a sensitive molecular assay designed to detect T. annulata DNA in wild animal species, particularly in regions where wildlife may serve as potential reservoirs or play a role in the transmission cycle of this tick-borne protozoan parasite
THEILERIA PARVA REAL TIME PCR TEST	GLVW025	35 IU/ml	SSrRNA gene	whole blood, Serum, Plasma, Spleen, lymph nodes, and liver tissues	Theileria parva Real Time PCR kit designed for wildlife detection typically uses real-time PCR technology to identify and quantify the presence of the parasite Theileria parva in animal samples
HBV REAL TIME PCR TEST	GLVW026	10 IU/ml	P gene	Whole Blood, Serum, Plasma,Liver tissue	HBV Real-Time PCR Test for Wildlife would be a highly specialized molecular diagnostic test designed to detect and quantify Hepatitis B virus (HBV) DNA in wildlife species. This test is typically used for research into zoonotic diseases, surveillance of animal populations for potential cross-species transmission, or studying potential viral reservoirs in wildlife

INFLUENZA A REAL TIME RT-PCR TEST	GLVW027	205.75 IU/ml	M1 & M2 gene	Nasal swabs, throat swabs, tracheal samples, faces, Whole blood, Lung tissue, Oral swabs	Influenza A Real-Time RT-PCR Test for Wildlife is a specialized molecular diagnostic tool used to detect and quantify Influenza A virus RNA in wildlife species. This test is crucial for monitoring the spread of Influenza A viruses in animal populations, identifying potential wildlife reservoirs, and assessing the risk of zoonotic transmission.
INFLUENZA B REAL TIME RT-PCR TEST	GLVW028	277.06 IU/ml	BM1 & BM2 gene	Nasal swabs, Throat swabs, Respiratory tract samples, Blood, feces	Influenza B Real-Time RT-PCR Test for Wildlife is designed to detect and quantify Influenza B virus RNA in wildlife species
CYTOMEGALOVIRUS (CMV) REAL-TIME PCR TEST	GLVW029	30 IU/ml	UL122 gene	Whole Blood, Saliva, Urine, Tissue samples	Cytomegalovirus (CMV) Real-Time PCR Test Kit for Wildlife is a specialized diagnostic tool designed to detect and quantify Cytomegalovirus (CMV) DNA in wildlife species
HERPES SIMPLEX VIRUS 1 & 2 (HSV 1&2) REAL TIME PCR TEST	GLVW030	45 IU/ml	gB gene	Whole blood, Saliva, Oral swabs, Skin lesions, Tissues	Herpes Simplex Virus 1 & 2 (HSV-1 & HSV-2) Real-Time PCR Test for Wildlife is a specialized diagnostic tool used to detect and quantify HSV-1 and HSV-2 DNA in wildlife species.
ROTA VIRUS REAL TIME RT-PCR TEST	GLVW031	50 IU/ml	NSP3 gene	Feces, Intestinal tissue, Whole blood, Oral swabs	Rotavirus Real-Time RT-PCR Test for Wildlife is a specialized molecular diagnostic tool designed to detect and quantify Rotavirus RNA in wildlife species. Rotaviruses are known to cause severe gastroenteritis in mammals and birds, and while they primarily affect domestic animals, wildlife species, especially those in close contact with humans or livestock, can also harbor these viruses

AVIAN SINGLEPLEX

PRODUCT NAME	PRODUCT CODE	SENSITIVITY	GENE	SPECIMEN FOR TESTING	DESCRIPTION
CHLAMYDOPHILA PSITTACI REAL TIME PCR TEST	GLVA001	10 IU/ml	ompA gene	Respiratory specimens(Throat swab, Nasopharyngeal swab, Oropharyngeal swab), Tissue samples	Chlamydomphila psittaci Real Time PCR Test Kit for the qualitative/quantitative detection of nucleic acids from Faecal and Oral Swabs of infected birds.
INFECTIOUS BRONCHITIS (IB) REAL TIME RT-PCR TEST	GLVA003	30 IU/ml	gc gene	Whole Blood, Cultures, Tissues, Faecal and Oral Swabs	Infectious bronchitis (IB) Real Time RT-PCR Test kit is designed for the rapid and precise detection of Infectious Bronchitis Virus (IBV) RNA in avian samples
INFECTIOUS LARYNGOTRACHEITIS (ILT) REAL TIME PCR TEST	GLVA004	25.5 IU/ml	gc gene	Whole Blood, Cultures, Tissues, Faecal and Oral Swabs	ILT Real-Time PCR Test Kit is a molecular diagnostic tool used for the detection of Gallid alpha herpesvirus type 1 (GaHV-1)
MYCOPLASMA GALLISEPTICUM (MG) REAL TIME PCR TEST	GLVA005	50 IU/ml	mgc2 gene	Whole Blood, Cultures, Tissues, Faecal and Oral Swabs	MG Real-Time PCR Test Kit is a rapid and highly sensitive molecular assay for the detection of Mycoplasma gallisepticum DNA
MYCOPLASMA SYNOVIAE (MS) REAL TIME PCR TEST	GLVA006	50 IU/ml	16s rRNA gene	Whole Blood, Cultures, Tissues, Faecal and Oral Swabs	MS Real-Time PCR Test Kit is a fast and reliable molecular assay designed to detect Mycoplasma synoviae DNA in bird samples
NEWCASTLE DISEASE (NDV) REAL TIME RT-PCR TEST	GLVA011	45 IU/ml	p gene	Whole Blood, Cultures, Tissues, Faecal and Oral Swabs	Real-Time RT-PCR test for Newcastle Disease Virus (NDV) in avian species is a molecular diagnostic method used to detect the presence of NDV RNA in samples, typically from poultry. This test is highly sensitive and specific, allowing for rapid detection, even in early stages of infection or in asymptomatic carriers.
AVIAN LEUKOSIS VIRUS (ALV) REAL TIME PCR TEST	GLVA017	25 IU/ml	envp gene	Whole blood, Plasma, serum, tissue samples, Cloacal swabs, Feather pulp, Egg and Embryo Samples	ALV Real-Time PCR Test Kit is designed for the detection of Avian Leukosis Virus (ALV) DNA in bird samples
SALMONELLA REAL TIME PCR TEST	GLVA018	20.45 IU/ml	ttrRSBCA gene	Whole Blood, Cultures, Tissues, Faecal and Oral Swabs	Salmonella Real-Time PCR Test Kit is used to detect Salmonella DNA in a variety of avian samples
AVIAN INFLUENZA VIRUS H5 REAL TIME RT PCR TEST	GLVA037	10 IU/ml	HA gene	Swab, Tissue, Faecal, Feather, FTA card specimens	Avian Influenza Virus H5 Real-Time RT-PCR Kit is a rapid and highly sensitive molecular diagnostic tool designed to detect the H5 subtype of the Avian Influenza Virus (AIV)

AVIAN SEXING REAL TIME PCR TEST	GLVA002	50 IU/ml	CHD gene	Feathers, Blood samples, Tissue samples	Avian Sexing Real-Time PCR Test Kit is a highly sensitive and specific molecular diagnostic tool designed for the accurate determination of the sex of birds across a wide range of avian species
MAREK'S DISEASE REAL TIME PCR TEST	GLVA014	10 IU/ml	PP38 gene	Feather Follicle Epithelium, Blood Samples, Tissue Samples, Oropharyngeal or cloacal swabs	Marek's Disease Real-Time PCR Test Kit is designed for the detection of Marek's Disease Virus (MDV) in avian species
CHICKEN ANEMIA VIRUS (CAV) REAL TIME PCR TEST	GLVA023	25.50 IU/ml	Pol gene	Whole Blood, Tissue Samples , Oropharyngeal Swabs	Chicken Anemia Virus (CAV) Real-Time PCR Test Kit provides rapid, precise, and dependable detection of Chicken Anemia Virus (CAV) in poultry.
AVIAN BORNA VIRUS REAL TIME PCR TEST	GLVA030	45 IU/ml	P gene	Cloacal Swabs, Oropharyngeal Swabs, Fecal Samples, Tissue Samples	Avian Borna Virus (ABV) Real-Time PCR Test Kit is a highly sensitive and reliable diagnostic tool designed to detect Avian Borna Virus (ABV) RNA in avian species
PSITTACINE BEAK AND FEATHER DISEASE (PBFD) REAL TIME PCR TEST	GLVA027	50 IU/ml	V1 gene	Feather Samples, Whole Blood or Plasma, Blood Swabs , Tissue Samples , Fecal Samples	PBFD Real-Time PCR Test kit uses real-time PCR technology to detect PBFDV DNA in various avian samples, including feathers, blood, and tissue
FOWLPOX REAL TIME PCR TEST	GLVA009	45 IU/ml	P4B gene	Lesion Samples, Whole Blood, Tissue Samples, Cloacal or Oropharyngeal Swabs	Fowlpox Real-Time PCR Test Kit is a highly sensitive and accurate diagnostic tool designed to detect Fowlpox virus (FPV)
FALCON HERPES VIRUS REAL TIME PCR TEST	GLVA036	40 IU/ml	Cytochrome B gene	Oropharyngeal (Throat) Swabs, Cloacal Swabs, Whole Blood, Tissue Samples	Falcon Herpesvirus Real-Time PCR Test Kit is a fast, accurate tool for detecting Falcon Herpesvirus (FHV)
FALCON ADENOVIRUS REAL TIME PCR TEST	GLVA040	45 IU/ml	Cytochrome B gene	Cloacal Swabs, Oropharyngeal Swabs, Fecal Samples, Tissue Samples	Falcon Adenovirus Real-Time PCR Test Kit is a fast, sensitive, and reliable tool for detecting Falcon Adenovirus DNA
ASPERGILLUS FUMIGATUS REAL TIME PCR TEST	GLVA044	50 IU/ml	18SrRNA gene	Tracheal Swabs, Nasal Swabs, Whole Blood, Tissue Samples, Fecal Samples	Avian Aspergillus fumigatus Real-Time PCR Test Kit is a highly sensitive and accurate diagnostic tool designed specifically for detecting Aspergillus fumigatus infections in avian species.
PSITTACID HERPESVIRUS 1 (PSHV-1) REAL TIME PCR TEST	GLVA045	50 IU/ml	UL16 gene	Oropharyngeal (Throat) Swabs, Cloacal Swabs, Conjunctival Swabs, Whole Blood,	Psittacid Herpesvirus 1 (PsHV-1) Real-Time PCR Test Kit is designed for detecting Psittacid herpesvirus 1 (PsHV-1), the causative agent of Pacheco's disease in psittacine birds
AVIAN ASTROVIRUS REAL TIME RT-PCR TEST	GLVA031	45 IU/ml	ORF1ab gene	Fecal Samples, Cloacal Swabs, Tissue Samples ,	Avian Astrovirus Real-Time RT-PCR Test Kit is used to detect Avian Astrovirus RNA in avian samples.
AVIAN REOVIRUS REAL TIME PCR TEST	GLVA025	50 IU/ml	NS gene	Tissue Samples, Cloacal Swabs, Oropharyngeal Swabs, Whole Blood	Avian Reovirus Real-Time PCR Test Kit is a fast and accurate tool used to detect Avian Reovirus (ARV) in avian samples
AVIAN ROTAVIRUS A AND D REAL TIME PCR TEST	GLVA033	65 IU/ ml	VP6 gene	Fecal Samples, Cloacal Swabs, Tissue Samples , Oral Swabs, Whole Blood	Avian Rotavirus A and D Real-Time PCR Test Kit is a highly sensitive and efficient diagnostic tool designed to detect Avian Rotavirus A and D in avian species
AVIAN POLYOMAVIRUS (APV) REAL TIME PCR TEST	GLVA046	45 IU/ml	Ori gene	Blood Samples, Tissue Samples , Feather Pulp, Cloacal Swabs, Oral Swabs	Avian Polyomavirus (APV) Real-Time PCR Test Kit is a highly sensitive and accurate diagnostic tool designed to detect Avian Polyomavirus (APV) in poultry and other avian species
AVIAN CORONA VIRUS REAL TIME PCR TEST	GLVA047	40 IU/ml	N gene	Oropharyngeal swabs, Cloacal swabs, Tissue samples, Fecal samples, Allantoic fluid	Avian Coronavirus Real-Time PCR Test Kit is a molecular diagnostic tool designed for the rapid and accurate detection of Avian Coronavirus in avian species
AVIAN PATHOGENIC E. COLI REAL TIME PCR TEST	GLVA048	5 IU/ml	lac y gene	Tissue samples, Cloacal Swabs, Oropharyngeal Swabs, Fecal samples	Avian Pathogenic E. coli Real-Time PCR Test Kit is designed for the detection of Avian Pathogenic Escherichia coli (APEC), a major cause of colibacillosis in poultry
AVIAN INFECTIOUS CORYZA REAL TIME PCR TEST	GLVA016	60 IU/ml	HPG2 gene	Nasal swabs, Tracheal swabs, Infraorbital sinus swabs or aspirates, Tissue samples	Avian Infectious coryza Real Time PCR Test kit uses real-time PCR technology to identify bacterial DNA in nasal swabs, sinus aspirates, and tissue samples
ORNITHOBACTERIUM RHINOTRACHEALE (ORT) REAL TIME PCR TEST	GLVA049	50 IU/ml	16SrRNA gene	Tracheal swabs, Choanal cleft swabs, Oropharyngeal Swabs	ORT Real-Time PCR Test Kit is a fast and accurate tool for detecting Ornithobacterium rhinotracheale, a respiratory pathogen in poultry, using samples like tracheal swabs, lung tissue, and air sacs

PORCINE SINGLEPLEX

PRODUCT NAME	PRODUCT CODE	SENSITIVITY	GENE	SPECIMEN FOR TESTING	DESCRIPTION
SALMONELLA REAL TIME PCR TEST	GLVP022	20.45 IU/ml	ttrRSBCA gene	Whole Blood, Cultures, Tissues, Faecal and Oral Swabs	Salmonella Real-Time PCR Test Kit is a specialized molecular diagnostic tool designed to detect Salmonella enterica DNA in swine (pig) samples.
FOOT AND MOUTH DISEASE (FMD) REAL TIME RT-PCR TEST	GLVP021	10 IU/ml	PP gene	Vesicular Fluid, Epithelial Tissue, Oesophageal-Pharyngeal (OP) sample, Milk and Whole Blood	Foot and Mouth Disease (FMD) Real-Time RT-PCR Kit is a special test used to find the Foot and Mouth Disease virus in pigs
TOXOPLASMA GONDII REAL TIME PCR TEST	GLVP020	15 IU/ml	B1 gene	Whole Blood, Tissue and Faecal samples	Porcine Toxoplasma gondii Real-Time PCR Kit is a lab test used to detect the DNA of the Toxoplasma gondii parasite in pig samples
PASTEURELLA MULTOCIDA (HS) REAL TIME PCR TEST	GLVP023	60 IU/ml	polyprotein gene	Vesicular Fluid, Epithelial Tissue, Oesophageal-Pharyngeal (OP) sample, Milk and Whole Blood	Porcine Pasteurella multocida (HS) Real-Time PCR Test Kit is used to quickly and accurately detect the bacteria Pasteurella multocida (causing Hemorrhagic Septicemia) in pigs
JAPANESE ENCEPHALITIS VIRUS (JE) REAL TIME RT-PCR TEST	GLVP002	20 IU/ml	ORF1ab gene	Whole blood and CSF	Japanese Encephalitis Virus (JE) Real-Time RT-PCR Test Kit is a diagnostic tool used to detect the RNA of the Japanese Encephalitis Virus in pigs
AFRICAN SWINE FEVER (ASF) REAL TIME PCR TEST	GLVP005	20 IU/ml	VP73 gene	Whole Blood, Serum and Tissue samples	African Swine Fever (ASF) Real-Time PCR Test Kit is a molecular diagnostic tool designed to detect the DNA of the African Swine Fever Virus (ASFV) in pig samples
CLASSICAL SWINE FEVER (CSF) REAL TIME RT-PCR TEST	GLVP015	25 IU/ml	5'UTR gene	Whole Blood, Serum and Tissue samples	Classical Swine Fever (CSF) Real-Time RT-PCR Test Kit is used to detect the RNA of the Classical Swine Fever Virus (CSFV) in pigs
YERSINIA ENTEROCOLITICA REAL TIME PCR TEST	GLVP018	6.5 IU/ml	foxA gene	Whole Blood and Tissue samples	Yersinia enterocolitica Real-Time PCR Test Kit is used to detect the DNA of Yersinia enterocolitica, a bacterium responsible for causing yersiniosis in pigs
LEPTOSPIRA REAL TIME PCR TEST	GLVP019	20 IU/ml	16SrRNA gene	Whole Blood, Serum, Plasma and Urine samples	Leptospira Real-Time PCR Test Kit is a precise diagnostic tool used to detect the DNA of Leptospira bacteria in pig samples
HENDRA VIRUS REAL TIME PCR TEST	GLVP003	50 IU/ml	M gene	Whole Blood, Serum, Urine samples, Oral Swabs	Porcine Hendra Virus Real-Time PCR Test Kit is a diagnostic tool used to detect the presence of Hendra virus RNA in pig samples
NIPAH VIRUS REAL TIME PCR TEST	GLVP004	35 IU/ml	N gene	Blood (Whole Blood or Serum), Nasal Swabs, Oral Swabs (Throat Swabs), Tissue Samples, Urine samples	Nipah Virus Real-Time PCR Test Kit is used to detect Nipah virus RNA in pig samples
SWINE INFLUENZA REAL TIME PCR TEST	GLVP008	30 IU/ml	N gene	Nasal Swabs, Oral swabs, Throat Swabs, Tracheal Swabs, Lung Tissue Samples	Swine Influenza Real-Time PCR Test Kit is used to accurately identify the presence of Swine Influenza Virus (SIV) RNA in pigs
PORCINE RESPIRATORY CORONAVIRUS REAL TIME PCR TEST	GLVP016	45 IU/ml	N gene	Nasal Swabs, Oral swabs, Throat Swabs, Tracheal Swabs, Lung Tissue Samples	Porcine Respiratory Coronavirus Real-Time PCR Test Kit is a tool used to quickly and accurately detect the virus that causes respiratory illness in pigs
YERSINIA PSEUDOTUBERCULOSIS REAL TIME PCR TEST	GLVP017	50 IU/ml	dppa gene	Faecal Samples, Swab Samples, Tissue Samples, Blood Samples	Yersinia pseudotuberculosis Real-Time PCR Test Kit is a molecular diagnostic tool used for the rapid and specific detection of Yersinia pseudotuberculosis, a pathogenic bacterium responsible for yersiniosis in pigs
LISTERIA REAL TIME PCR TEST	GLVP024	7.5 IU/ml	hly gene	Nasal Swabs, Oral swabs, Faecal Samples, Tissue Samples,	Porcine Listeria Real-Time PCR Test Kit is designed for the rapid detection of Listeria monocytogenes in porcine biological samples.
BRUCELLA REAL TIME PCR TEST	GLVP025	45 IU/ml	alkB-IS711	Blood , tissues (spleen, liver, lymph nodes), vaginal and preputial swabs	Brucella Real-Time PCR Test Kit is a diagnostic tool used to detect Brucella suis DNA in porcine samples, such as blood, tissues, swabs

ACTINOBACILLUS PLEUROPNEUMONIAE REAL TIME PCR TEST	GLVP029	85 IU/ ml	apxIVA gene	Nasal swabs, tonsillar swabs, tracheal swabs or aspirates, bronchoalveolar lavage fluid (BALF), lung tissue	Actinobacillus pleuropneumoniae Real-Time PCR Test Kit is a rapid and sensitive diagnostic tool designed to detect A. pleuropneumoniae DNA in porcine respiratory samples for accurate diagnosis of pleuropneumonia in swine
HAEMOPHILUS PARASUIS REAL TIME PCR TEST	GLVP030	55 IU/ml	OmpP2 gene	Nasal swabs, tonsillar swabs, tracheal swabs or aspirates, bronchoalveolar lavage fluid (BALF), lung tissue, peritoneal fluid, cerebrospinal fluid (CSF), and blood	Porcine Haemophilus parasuis Real-Time PCR Test Kit is a rapid and highly sensitive molecular diagnostic tool designed to detect H. parasuis DNA in pigs
MYCOPLASMA HYORHINIS REAL TIME PCR TEST	GLVP031	65 IU/ml	rpoB gene	Nasal swabs, tonsillar swabs, lung tissue, joint fluid, and serosal fluid	Mycoplasma hyorhinis Real-Time PCR Test Kit is a highly sensitive molecular diagnostic tool designed to detect M. hyorhinis DNA in swine respiratory samples
MYCOPLASMA HYOPNEUMONIAE REAL TIME PCR TEST	GLVP032	45 IU/ml	rpoB gene	nasal swabs, tracheal swabs, bronchoalveolar lavage fluid (BALF), lung tissue	Porcine Mycoplasma hyopneumoniae Real-Time PCR Test Kit is a highly sensitive and specific diagnostic tool designed for the rapid detection of Mycoplasma hyopneumoniae DNA in porcine respiratory samples
ACTINOBACILLUS SUIS REAL TIME PCR TEST	GLVP033	70 IU/ml	23SrRNA gene	Blood, nasal swabs, tonsillar swabs, lung tissue, spleen tissue, joint fluid, pleural fluid, and cerebrospinal fluid (CSF)	Actinobacillus suis Real-Time PCR Test Kit is a precise molecular diagnostic tool designed to detect A. suis DNA in porcine samples
PORCINE CIRCOVIRUS (PCV-2 & PCV-3) REAL TIME PCR TEST	GLVP012	65 IU/ml	Capsid protein gene	Blood, lung tissue, lymph nodes, tonsillar swabs, liver tissue, spleen tissue, serum	Porcine Circovirus (PCV-2 & PCV-3) Real-Time PCR Test Kit is a highly sensitive diagnostic tool designed to detect both PCV-2 and PCV-3 DNA in porcine samples
BORDETELLA BRONCHISEPTICA REAL TIME PCR TEST	GLVP034	30 IU/ml	16srRNA gene	Nasal swabs, Tracheal swabs or aspirates, Bronchoalveolar lavage fluid (BALF), Lung tissue, Oropharyngeal swabs	Bordetella bronchiseptica Real-Time PCR Test Kit is designed to rapidly and accurately detect Bordetella bronchiseptica DNA in porcine respiratory samples
PORCINE REPRODUCTIVE AND RESPIRATORY SYNDROME VIRUS (PRRSV 1 & 2) REAL TIME PCR TEST	GLVP007	65 IU/ml	Capsid protein gene	whole blood or serum, lung tissue, tonsillar and nasal swabs, oral fluids, bronchoalveolar lavage fluid (BALF), and lymph nodes	Porcine Reproductive and Respiratory Syndrome Virus (PRRSV) Real-Time PCR Test Kit is a molecular diagnostic tool designed to detect both PRRSV Type 1 (European) and PRRSV Type 2 (North American) strains in swine samples
LAWSONIA SPP. REAL TIME PCR TEST	GLVP035	50 IU/ml	16SrRNA gene	Feces , intestinal tissue, mucosal scrapings, mesenteric lymph nodes, and rectal swabs	Porcine Lawsonia spp. Real-Time PCR Test Kit is a fast and accurate diagnostic tool for detecting Lawsonia intracellularis, the bacterium causing ileitis in pigs, using samples like feces, intestinal tissue, and rectal swabs.
BRACHYSPIRA HYODYSENTERIAE REAL TIME PCR TEST	GLVP036	35 IU/ml	NADH Oxydase gene	Feces , rectal swabs, colon tissue, and intestinal mucosal scrapings	Brachyspira hyodysenteriae Real-Time PCR Test Kit is a diagnostic tool designed to detect the presence of Brachyspira hyodysenteriae, a bacterium responsible for causing swine dysentery in pigs
BRACHYSPIRA HAMPSONII REAL TIME PCR TEST	GLVP037	80 IU/ml	16SrRNA gene	Fecal samples, cecal contents, and intestinal tissue, Rectal swabs	Porcine Brachyspira hampsonii Real-Time PCR Test Kit is a diagnostic tool designed to detect Brachyspira hampsonii, a bacterium linked to gastrointestinal diseases in pigs
PORCINE EPIDEMIC DIARRHEA VIRUS (PEDV) REAL TIME PCR TEST	GLVP038	55 IU/ml	M Protein gene	Fecal samples, intestinal contents, and rectal swabs	Porcine Epidemic Diarrhea Virus (PEDV) Real-Time PCR Test Kit is a diagnostic tool designed to detect and quantify PEDV in swine samples, such as feces, intestinal contents, or rectal swabs.
TRANSMISSIBLE GASTROENTERITIS VIRUS (TGEV) REAL TIME PCR TEST	GLVP010	25 IU/ml	N gene	Fecal samples, intestinal contents, and rectal swabs	Transmissible Gastroenteritis Virus (TGEV) Real-Time PCR Test Kit is used to detect and quantify TGEV in swine samples

EQUINE & CAMEL SINGLEPLEX

PRODUCT NAME	PRODUCT CODE	SENSITIVITY	GENE	SPECIMEN FOR TESTING	DESCRIPTION
HENDRA VIRUS REAL TIME PCR TEST	GLVE001	50 IU/ml	M gene	Whole blood, Nasal swabs, Tissues, Serum, Plasma	Equine Hendra Virus (HeV) Real-Time PCR testing, the goal is to accurately detect the presence of the Hendra Virus RNA in clinical samples from horses, such as whole blood, nasal swabs, or tissues. This diagnostic test is especially important given the zoonotic potential of the virus (it can infect humans) and its role in outbreaks in equine populations.
NIPAH VIRUS REAL TIME PCR TEST	GLVE002	35 IU/ml	N gene	Nasopharyngeal swabs, Cerebrospinal fluid, Blood, Serum, Tissue	Nipah virus Real-Time RT-PCR test for equines (horses) is a molecular diagnostic assay used to detect the presence of Nipah virus RNA in equine samples, typically blood, nasal swabs, or cerebrospinal fluid. While Nipah virus is most commonly associated with pigs, bats, and humans, spillover to other animals like horses is theoretically possible, especially in outbreak regions.
TRYPANOSOMA EVANSI REAL TIME PCR TEST	GLVE003	10 IU/ml	VSG gene	Whole blood, Serum, Tissue samples, Nasal, ocular, or other body fluid swabs,	Real-Time PCR assay for Trypanosoma evansi detection in equines is a highly sensitive and specific molecular diagnostic tool used to identify the parasite responsible for Surra, a major disease affecting horses and other animals.
WEST NILE VIRUS REAL TIME RT-PCR TEST	GLVE004	47.75 IU/ml	poly protein gene	Serum, Plasma, Whole blood, Cerebrospinal fluid (CSF), and Brain and spinal cord tissues	West Nile Virus (WNV) Real-Time RT-PCR test for equines is a sensitive molecular diagnostic assay used to detect WNV RNA in horse samples. WNV is an RNA virus in the Flaviviridae family, transmitted by mosquitoes, and causes neurological disease in horses and humans. In equines, clinical signs include ataxia, weakness, fever, and sometimes fatal encephalitis.
CAMEL POX VIRUS (CMLV) REAL-TIME PCR TEST	GLVE005	60 IU/ml	C18L-like protein	Skin scab material, Vesicular (fluid-filled lesion) swabs, Nasal swabs (in respiratory forms), Whole blood during viremic phases, and Tissue samples like skin, lymph nodes, or lungs collected during necropsy.	Camel Pox Virus (CMLV) Real-Time PCR test is a rapid and highly sensitive molecular method used to detect Camelpox virus DNA in clinical samples from camels. Camelpox, caused by Camelpox virus, is a contagious skin and systemic disease primarily affecting dromedary camels, with clinical signs including fever, pox-like skin lesions, and, in severe cases, internal organ involvement
MIDDLE EAST RESPIRATORY SYNDROME (MERS) VIRUS REAL TIME RT-PCR TEST	GLVE006	15 IU/ml	ORF1ab	Nasal swabs, Nasopharyngeal swabs, and oral swabs from live animals, with lung tissue and tracheal samples collected during necropsy in fatal cases.	Middle East Respiratory Syndrome Coronavirus (MERS-CoV) Real-Time RT-PCR test is a highly sensitive molecular assay designed to detect MERS-CoV RNA in clinical samples, primarily from camels and, rarely, equines. MERS-CoV is a zoonotic virus originating from dromedary camels, with camels acting as the main reservoir, and can occasionally spill over to humans, causing severe respiratory illness.
AFRICAN HORSE SICKNESS VIRUS (AHSV) REAL TIME RT-PCR TEST	GLVE007	45 IU/ml	VP7 gene	Whole Blood, Serum, Tissues of spleen and lungs	African Horse Sickness Virus (AHSV) Real-Time RT-PCR test is a highly sensitive molecular diagnostic tool used to detect AHSV RNA in clinical samples from equines, and occasionally in camels during surveillance studies. African Horse Sickness (AHS) is a severe, often fatal disease in horses, characterized by respiratory and circulatory disorders
THEILERIA EQUI REAL TIME PCR TEST	GLVE008	70 IU/ml	18S ribosomal RNA gene	Whole blood, Serum, Plasma, Tissues	Theileria equi Real-Time PCR test for equines is a molecular diagnostic tool used to detect the DNA of Theileria equi in clinical samples from infected horses. Theileria equi is a protozoan parasite that infects red blood cells, causing equine theileriosis, which can range from mild to severe, and sometimes fatal.

CONTAGIOUS EQUINE METRITIS (CEM)	GLVE009	55 IU/ml	16S ribosomal RNA	Vaginal swabs, Urethral swabs, pre-ejaculatory fluid, semen, Endometrial swabs and biopsies, Pustular lesions, Tissue samples	Contagious Equine Metritis (CEM) Real-Time PCR test is a molecular diagnostic test used to detect the presence of <i>Taylorella equigenitalis</i> , the bacterium responsible for CEM, in samples collected from horses. This test is crucial for the rapid detection of infected or carrier animals, which is especially important for controlling the spread of CEM during breeding and transport of horses.
DOURINE REAL-TIME PCR TEST	GLVE010	35 IU/ml	18S ribosomal RNA	Whole blood, Plasma, Genital swabs, Vaginal swabs, Urethral swabs, pre-ejaculatory fluid, semen, Genital exudates, Tissues	Dourine Real-Time PCR test for equines and camels is a diagnostic tool used to detect the presence of <i>Trypanosoma equiperdum</i> , the protozoan parasite responsible for Dourine, a contagious disease affecting horses, mules, donkeys, and sometimes camels
EPIZOOTIC LYMPHANGITIS REAL-TIME PCR TEST	GLVE011	40 IU/ml	ssrRNA gene	Whole blood, Skin scrapings, biopsy samples, fluid from ulcers, lymphatic fluid, Serum	Epizootic Lymphangitis Real-Time PCR Test is a molecular diagnostic tool used to detect the presence of <i>Histoplasma farciminosum</i> , the causative agent of Epizootic Lymphangitis (EL) in equids.
EASTERN EQUINE ENCEPHALITIS (EEE) REAL-TIME RT-PCR TEST	GLVE012	80 IU/ml	E2 glycoprotein gene	Whole blood, cerebrospinal fluid (CSF), Tissues, Nasopharyngeal swabs, Oral swabs	Eastern Equine Encephalitis (EEE) Real-Time RT-PCR Test is a highly sensitive molecular diagnostic assay used to detect the Eastern Equine Encephalitis virus (EEEV) in clinical samples
WESTERN EQUINE ENCEPHALITIS (WEE) REAL-TIME RT-PCR TEST	GLVE013	75 IU/ml	poly gene	whole blood, serum, plasma samples	Western Equine Encephalitis (WEE) Real-Time RT-PCR Test is a molecular diagnostic method used to detect the RNA of the Western Equine Encephalitis virus (WEEV) in clinical samples. This test is crucial for diagnosing WEE, which is caused by a mosquito-borne virus, and can affect horses, humans, and birds.
VENEZUELAN EQUINE ENCEPHALITIS (VEE) REAL-TIME RT-PCR TEST	GLVE014	30 IU/ml	NSP	Whole blood, Plasma, Serum, Cerebrospinal Fluid (CSF), Tissue samples, nasopharyngeal swabs, oral swabs	Venezuelan Equine Encephalitis (VEE) Real-Time RT-PCR Test is a highly sensitive molecular diagnostic tool used to detect the presence of Venezuelan Equine Encephalitis virus (VEEV) RNA in clinical samples from equine species, such as horses. VEE is a mosquito-borne viral infection that primarily affects horses but can also infect humans and other animals.
EQUINE INFECTIOUS ANEMIA (EIA) REAL-TIME RT-PCR TEST	GLVE015	90 IU/ml	gag protein	Whole Blood, Plasma, Serum	Equine Infectious Anemia (EIA) Real-Time RT-PCR Test is a molecular diagnostic tool used to detect the presence of Equine Infectious Anemia virus (EIAV) RNA in clinical samples from equine species, typically horses. This test is highly sensitive and allows for the early detection of the virus, even in cases where the horse may not yet show clinical symptoms
EQUINE INFLUENZA (EI) REAL-TIME RT-PCR TEST	GLVE016	65 IU/ml	M2 gene	Nasopharyngeal Swab, Tracheal Wash	Equine Influenza (EI) Real-Time RT-PCR Test is a rapid and highly sensitive molecular diagnostic test used for the detection of Equine Influenza virus (EIV) RNA in horses. Equine Influenza is a highly contagious respiratory disease caused by Influenza A virus, primarily subtypes H3N8 and rarely H7N7.
EQUINE HERPESVIRUS-1 (EHV-1) REAL-TIME PCR TEST	GLVE017	35 IU/ml	glycoprotein B gene	Nasal swabs, Whole blood, Tissue samples (fetal lung, placenta, spinal code), Cerebrospinal fluid (CSF)	Equine Herpesvirus-1 (EHV-1) Real-Time PCR test is a rapid, sensitive, and specific molecular assay designed to detect EHV-1 DNA in equine clinical samples. EHV-1 is a double-stranded DNA virus that causes respiratory disease, abortion, neonatal death, and equine herpesvirus myeloencephalopathy (EHM).
EQUINE HERPESVIRUS-4 (EHV-4) REAL-TIME PCR TEST	GLVE018	45 IU/ml	glycoprotein B gene	Nasopharyngeal Swab, Whole Blood, Tracheal Wash Fluid, Lung Tissue and Lymph Nodes	Equine Herpesvirus-4 (EHV-4) Real-Time PCR test is a sensitive and specific molecular diagnostic method used to detect EHV-4 DNA in clinical samples from horses. EHV-4 is a double-stranded DNA virus that primarily causes respiratory disease in foals and young horses.

CAMEL BRUCELLA REAL TIME PCR TEST KIT	GLVE019	45 IU/ml	alkB-IS711 gene	Whole blood, Milk, Genital swabs, Aborted fetus tissues, Lymph nodes and spleen	Camel Brucella Real-Time PCR Test Kit is designed for the rapid, specific, and sensitive detection of Brucella species DNA in camel samples. Brucellosis in camels is a zoonotic bacterial disease primarily caused by Brucella melitensis and Brucella abortus. It can lead to reproductive disorders, such as abortion, infertility, and decreased milk production, and poses a serious public health risk through contact or consumption of raw milk.
EQUINE VIRAL ARTERITIS (EVA)	GLVE020	70 IU/ml	Nucleocapsid protein	Nasal Swabs, Whole Blood, Semen, Aborted Fetal Tissues, Placenta	Equine Viral Arteritis (EVA) Real-Time RT-PCR Test is a molecular diagnostic tool designed to detect Equine Arteritis Virus (EAV) RNA in various clinical samples. EAV is a single-stranded RNA virus responsible for causing respiratory disease, abortion, and edema in horses. The test is particularly useful for identifying asymptomatic carriers of the virus, which is critical for managing outbreaks in breeding facilities.
GLANDERS REAL-TIME PCR TEST	GLVE021	50 IU/ml	orf2 gene	Nasal swabs, Skin lesion swabs, Whole blood, Tissue samples, bronchoalveolar lavage (BAL) fluid, Conjunctival swabs	Glanders Real-Time PCR Test is a cutting-edge molecular assay specifically designed for the rapid and definitive detection of Burkholderia mallei — the causative agent of glanders — in horses, donkeys, and mules. This test leverages the precision of real-time polymerase chain reaction (qPCR) technology to identify trace amounts of bacterial DNA directly from clinical specimens without the need for traditional, hazardous bacterial culture.
STREPTOCOCCUS EQUI EQUI REAL-TIME PCR TEST	GLVE022	55 IU/ml	M protein gene	Nasopharyngeal Swab, Tonsillar Swab, Abscess Pus or Drainage, Whole Blood	Streptococcus equi equi Real-Time PCR Test is a molecular diagnostic test designed to detect Streptococcus equi DNA in various clinical samples from horses. Streptococcus equi is the causative agent of Strangles, a highly contagious disease that primarily affects the upper respiratory tract of horses, causing symptoms such as fever, nasal discharge, and swollen lymph nodes.
RIFT VALLEY FEVER (RVF) REAL TIME RT-PCR TEST	GLVE023	40 IU/ml	M gene	Whole Blood, Serum samples, Nasal Swabs, Tissues (Post-mortem samples), Amniotic Fluid and Fetal Tissues	Rift Valley Fever (RVF) Real-Time RT-PCR Test is a molecular diagnostic test designed for the detection of RVF virus RNA in clinical samples from equines (horses) and camels.
LEPTOSPIRA REAL TIME PCR TEST	GLVE024	20 IU/ml	16SrRNA gene	Whole Blood, Tissues (post-mortem samples), Conjunctival Swabs, Cerebrospinal Fluid (CSF)	Leptospira Real-Time PCR Test is a highly sensitive molecular diagnostic test designed for detecting Leptospira spp. DNA in clinical samples from equines (horses) and camels. Leptospirosis, caused by bacteria of the Leptospira genus, is a significant zoonotic disease affecting both livestock and wildlife
RABIES REAL TIME RT- PCR TEST	GLVE025	25 IU/ml	N gene	Brain Tissue (Post-mortem), Saliva samples, Corneal Swabs, Cerebrospinal Fluid (CSF)	Rabies Real-Time RT-PCR Test is a molecular diagnostic tool designed for the detection of Rabies virus RNA in clinical samples from equines (horses) and camels. Rabies is a fatal neurological disease caused by the Rabies virus, which belongs to the Rhabdoviridae family and the Lyssavirus genus.
CRYPTOSPORIDIUM REAL TIME PCR TEST	GLVE026	25 IU/ml	cytb gene	Faecal Samples, Water Samples	Cryptosporidium Real-Time PCR Test is a molecular diagnostic tool used to detect the DNA of Cryptosporidium spp. in clinical samples from equines (horses) and camels. Cryptosporidiosis is an infection caused by Cryptosporidium, a protozoan parasite that infects the intestinal lining of various animals, including equines and camels, and can also affect humans. It is a major cause of diarrheal disease, particularly in young animals or those with weakened immune systems

SALMONELLA REAL TIME PCR TEST KIT	GLVE027	20.45 IU/ml	ttrRSBCA gene	Fresh or preserved fecal samples, Blood Samples, Environmental samps	Salmonella Real-Time PCR Test is a molecular diagnostic tool designed to detect Salmonella spp. DNA in clinical samples from equines (horses) and camels. These infections can result in diarrhea, colic, fever, and, in severe cases, can lead to systemic infections or septicemia. Salmonella spp. is also a zoonotic pathogen, meaning it can be transmitted from animals to humans, posing a risk to those in close contact with infected animals.
LISTERIA REAL TIME PCR TEST KIT	GLVE028	7.5 IU/ml	hly gene	Cerebrospinal Fluid (CSF) Samples, Fecal Samples, Blood Samples, Tissue Samples, Environmental Samples	Listeria Real-Time PCR Test is a molecular diagnostic tool used to detect Listeria spp. DNA in clinical samples from equines (horses) and camels. Listeria monocytogenes is the most pathogenic species of the Listeria genus and is responsible for listeriosis, a serious infection that affects a variety of animals, including equines and camels. Listeriosis primarily affects the central nervous system (CNS), causing neurological symptoms such as meningoencephalitis, head tilt, ataxia, and seizures. It can also cause gastrointestinal issues and abortion in pregnant animals.
ROTA VIRUS REAL TIME RT-PCR TEST	GLVE029	50 IU/ml	NSP3 gene	Fecal samples, Nasopharyngeal Swabs, Blood Samples	Rotavirus Real-Time RT-PCR Test is a molecular diagnostic tool used to detect rotavirus RNA in clinical samples from equines (horses) and camels. This test is commonly employed to diagnose rotavirus infections, which are known to cause diarrhea and gastrointestinal distress in young animals, leading to dehydration and, in severe cases, death.
BORRELIA BURGDORFERI REAL TIME PCR TEST	GLVE030	55 IU/ml	flaB gene	Whole Blood, Synovial (joint) fluid, Cerebrospinal fluid (CSF), Tissue biopsy	Borrelia burgdorferi Real-Time PCR Test is a highly sensitive and specific molecular diagnostic test used for the detection of Borrelia burgdorferi DNA — the causative agent of Lyme disease — in equines (horses) and camels
ANAPLASMA PHAGOCYTOPHILUM REAL-TIME PCR TEST	GLVE031	55 IU/ml	mSP2 gene	Whole blood, Tissue, Buffy coat	Anaplasma phagocytophilum Real-Time PCR Test is a molecular diagnostic assay designed to detect the DNA of Anaplasma phagocytophilum, the causative agent of equine granulocytic anaplasmosis and tick-borne fever in camels. The test enables early detection during the bacteremic phase, ensuring prompt treatment and disease control.
CLOSTRIDIUM DIFFICILE A & B REAL-TIME PCR TEST	GLVE032	20 IU/ml	tcdA, tcdB	Feces (fresh or swab), Intestinal contents	Clostridium difficile A & B Real-Time PCR Test is a rapid and highly specific molecular diagnostic tool for detecting the presence of the toxin-producing genes (tcdA and tcdB) of Clostridium difficile in equine and camel samples. This assay helps identify animals shedding toxigenic strains, which are major causes of antibiotic-associated colitis and diarrhea.
GIARDIA REAL-TIME PCR TEST	GLVE033	35 IU/ml	18S rRNA gene	Fecal samples (fresh or preserved), Rectal swabs	Giardia Real-Time PCR Test is a sensitive and specific molecular diagnostic assay used for the detection of Giardia DNA in fecal samples from equines and camels. Giardia is a protozoan parasite that causes giardiasis, a gastrointestinal illness associated with diarrhea, weight loss, and poor nutrient absorption.
EQUINE CORONAVIRUS REAL TIME RT-PCR TEST	GLVE039	50 IU/ml	N gene	Faces, Nasal swabs, Rectal swabs	Equine Coronavirus (ECoV) Real-Time RT-PCR Test is a sensitive and specific molecular assay designed for the detection of ECoV RNA in clinical samples from horses and camels. Utilizing TaqMan probe-based one-step RT-qPCR, this assay targets a conserved region of the nucleocapsid (N) gene of the ECoV genome, enabling reliable detection across equine and camelid species.

POTOMAC HORSE FEVER REAL TIME PCR TEST	GLVE040	80 IU/ml	16S rRNA gene	Whole blood (EDTA), feces, and rectal mucosa swabs	Potomac Horse Fever (PHF) Real-Time PCR Test is a rapid and highly sensitive molecular diagnostic assay for the detection of <i>Neorickettsia risticii</i> , the causative agent of Potomac Horse Fever in equines. Potomac Horse Fever is a potentially fatal, seasonal disease of horses caused by ingestion of aquatic insects carrying <i>N. risticii</i> . Early and accurate detection is essential for effective treatment and prevention of complications such as laminitis.
LAWSONIA SPP. REAL TIME PCR TEST	GLVE041	75 IU/ml	16S rRNA	Feces, rectal swabs, intestinal mucosa, biopsy samples	Lawsonia spp. Real-Time PCR Test is a highly sensitive and specific molecular diagnostic assay designed for the detection of <i>Lawsonia intracellularis</i> , the bacterium responsible for Equine Proliferative Enteropathy (EPE) in horses and proliferative intestinal disease in camels and other animals. This TaqMan-based real-time PCR assay targets a conserved region of the 16S rRNA or ATP-binding cassette (ABC transporter) gene specific to <i>Lawsonia intracellularis</i> .
EQUINE PARVOVIRUS-H REAL TIME PCR TEST	GLVE042	65 IU/ml	NS1 gene	Whole blood, serum, liver tissue, plasma	Equine Parvovirus-H (EqPV-H) Real-Time PCR Test is a highly sensitive and specific molecular assay for the detection of EqPV-H DNA, a newly identified parvovirus associated with Theiler's disease (serum hepatitis) in horses
EQUINE HEPACIVIRUS REAL TIME RT-PCR TEST	GLVE043	80 IU/ml	NS3	Serum, plasma, whole blood (EDTA), liver tissue	Equine Hepacivirus (EqHV) Real-Time RT-PCR Test is a sensitive and specific molecular assay designed for the detection of EqHV RNA, a flavivirus closely related to hepatitis C virus (HCV). EqHV has been associated with subclinical to mild hepatitis in horses, and has also been detected in camelids, suggesting cross-species transmission or shared reservoirs.
EQUINE PROTOZOAL MYELOENCEPHALITIS REAL TIME PCR TEST	GLVE044	85 IU/ml	18S rRNA gene	Cerebrospinal fluid (CSF), Blood, Tissue	Equine Protozoal Myeloencephalitis (EPM) Real-Time PCR Test is a highly sensitive and specific molecular diagnostic assay designed to detect the DNA of <i>Sarcocystis neurona</i> , the primary causative agent of EPM in horses. EPM is a neurologic disease of horses characterized by ataxia, muscle atrophy, and incoordination, caused by protozoal infection of the central nervous system. Early diagnosis is crucial for treatment and prevention of irreversible damage.



MOLECULAR NUCLEIC ACID EXTRACTION SYSTEM

The QTAQ XT system enables efficient isolation and purification of high-quality DNA and RNA from a wide range of clinical and research samples, including whole blood, serum, plasma, sputum, urine, tissue, saliva, cerebrospinal fluid (CSF), cell culture fluids, cell scrapings, faeces, and PEFBT. The platform supports both spin column and silica-coated magnetic bead-based kits, offering flexibility based on sample type and throughput needs. Each kit is precisely formulated and optimized for specific specimen categories, ensuring maximum yield, purity, and integrity of nucleic acids.

High-quality DNA/RNA is critical to the success of molecular workflows — and QTAQ XT delivers nucleic acids you can trust for consistent performance in downstream applications such as PCR, qPCR, RT-PCR, and more.



MAGNETIC BEAD BASED EXTRACTION KIT

Our Magnetic Bead-Based Extraction Kit utilizes advanced magnetic particle technology to efficiently isolate high-quality nucleic acids from a variety of sample types. During the process, nucleic acids bind selectively to the surface of silica-coated magnetic beads in the presence of optimized lysis and binding buffers. These beads are then easily separated using a magnetic field, allowing for rapid, hands-free purification with minimal sample loss.

This method ensures high purity, excellent yield, and integrity of DNA/RNA, making it ideal for a wide range of clinical, research, and diagnostic applications, including downstream use in PCR, qPCR, and sequencing workflows.

Test type	Professional use only
Specimen type	Whole Blood, Serum, Plasma, Sputum, Urine, Tissue, Saliva, CSF, Cell Culture fluid, Cell scrapings, Faeces & PEFBT
Packing Configuration	20T Pack
Storage condition	Shipped & Stored at RT

Product Name	Product Code
QTAQ XT Magnetic Particle Technology Specimen: Urine, Saliva, Cell Culture fluid, Swabs, CSF, Cell Scrapings, WB, Serum, Plasma and Tissue	GLXM001
QTAQ XT Magnetic Particle Technology Specimen: Faecal Samples	GLXM002
QTAQ XT Magnetic Particle Technology Specimen: Sputum	GLXM003
QTAQ XT Magnetic Particle Technology Specimen: Paraffin Embedded Formalin Based Tissue (PEFBT)	GLXM004
QTAQ XT Magnetic Particle Technology Specimen: Bacterial spore extraction	GLXM005
QTAQ XT Magnetic Particle Technology Specimen: Feather tip	GLXM006

COLUMN BASED EXTRACTION KIT

The QTAQ Column-Based Extraction Kit is built on the proven principle of nucleic acid binding to a silica gel membrane embedded within a spin column. During the extraction process, nucleic acids selectively adhere to the membrane under chaotropic salt conditions, while impurities are efficiently washed away. Elution is achieved using low or no-salt buffers, delivering highly pure DNA or RNA ready for downstream applications.

This method ensures consistent yield and purity, making it a reliable choice for routine molecular biology workflows including PCR, qPCR, RT-PCR, and other nucleic acid-based analysis.

Test type	Professional use only
Specimen type	Whole Blood, Serum, Plasma, Sputum, Urine, Tissue, Saliva, CSF, Cell Culture fluid, Cell scrapings, Faeces & PEFBT
Packing Configuration	20T Pack
Storage condition	Shipped & Stored at RT

Product Name	Product Code
QTAQ XT Spin Column Technology Specimen: WB, Serum, Plasma, Urine, Saliva, Cell Culture fluid, Swabs, CSF, Cell Scrapings	GLXC001
QTAQ XT Spin Column Technology Specimen: WB, Serum, Plasma, Urine, Saliva, Cell Culture fluid, Swabs, Tissue & Faecal	GLXC002
QTAQ XT Spin Column Technology Specimen: Sputum	GLXC003
QTAQ XT Spin Column Technology Specimen: Paraffin Embedded Formalin Based Tissue (PEFBT)	GLXC004
QTAQ XT Spin Column Technology Specimen: Feather tip	GLXC005

**Essential Functionality,
Exceptional Performance**

MOLECULAR DIAGNOSTICS AUTOMATION PLATFORM

MOLECULAR DIAGNOSTICS - AUTOMATION SYSTEM

At Genes for Life, we design and manufacture diagnostic tests, instruments, and solution-oriented support systems across the fields of Food Safety, Animal Health, and Human Healthcare. Empowered by innovation and driven by purpose, we are committed to transforming global health outcomes through our integrated Molecular Intelligence Platform. Our robust, end-to-end portfolio is thoughtfully engineered to meet the real-world needs of laboratories, support their customers, and improve the lives of the patients they serve. From early disease detection to treatment monitoring and proactive health management, we empower healthcare systems to stay one step ahead.

The Automated Platform for Advanced Molecular Diagnostics from Genes for Life, offers an extensive array of products in the field of genetic testing. From magnetic bead-based extraction systems to high-performance PCR systems, QTag Automated platform ensures seamless laboratory operations with precise pipetting, accurate temperature control for thermal cycling, and advanced optical readouts. The system is designed to handle a wide range of sample types and volumes, ensuring versatility across different genetic testing applications.

NUCLEIC ACID EXTRACTION SYSTEM

The Nucleic Acid Extraction System is an automated solution designed to efficiently isolate high-quality DNA/RNA for accurate PCR assays. Featuring an optimized inbuilt protocol for mixing and tapping, the system ensures homogeneous suspension of magnetic beads, maximizing DNA yields and maintaining consistency.

This advanced instrument reduces processing time, minimizes human error, and enhances the reproducibility of results, making it an essential tool for both clinical and research laboratories.

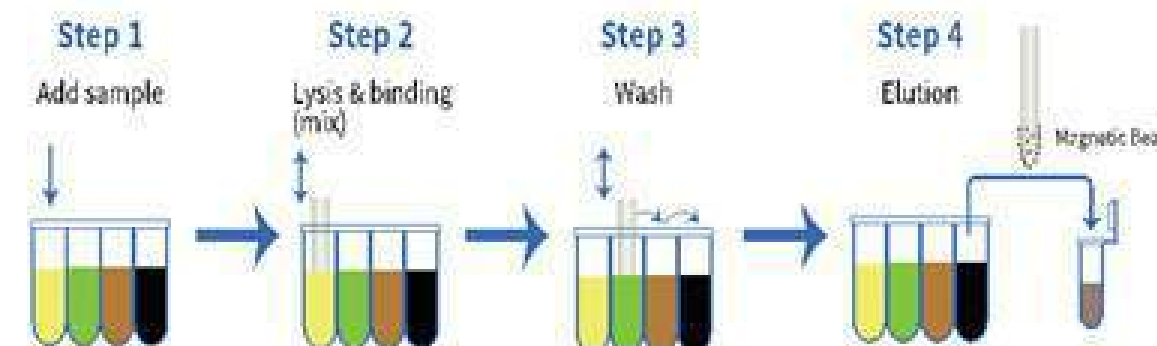
Applications :

This system is ideal for extracting highly purified nucleic acids from a variety of sample types, including those used in veterinary, human, aquatic, and food diagnostics, as well as genetic identity testing, forensic science, biomedical research, and gene expression analysis.

The Nucleic Acid Extraction System, available in 4-sample and 32 sample configurations, utilizes advanced magnetic bead separation technology to efficiently extract RNA and DNA from a wide range of clinical and biological samples. Our proprietary lysis buffer and universal extraction system are optimized for high-efficiency nucleic acid recovery, ensuring superior quality DNA and RNA. The XT4 & XT32 system supports a variety of sample types, including Saliva, Whole blood, Serum, Swabs, Urine, Animal & plant tissues, and more, making it a versatile choice for a broad spectrum of diagnostic and research applications.

Product	Specification
Technology	Magnetic Bead based extraction
Number of Samples	4, 32
Feature	Standalone Machine with touch screen control
Open/Closed System	Closed; Suitable for Magnetic Based Nucleic Acid Extraction kits
Power	AC 100 ~ 240 V, 50 / 60 Hz, 5A (240 V)

Extraction process



Short Extraction Time
It takes 8-13 minutes only from loading sample to Completing the extraction.



POCT
Suitable for various medical environment and finish the extraction process at anytime and anywhere.



Close System
Extraction process are completed in a closed environment and disinfected by ultraviolet lamp to avoid pollution.



**QTag
xt**

Cartridge Details	4 Sample: XT4		32 Sample: XT32	
Specification	Model No.	Sample Type	Model No.	Sample Type
General DNA/RNA Nucleic acid extraction reagent	XT4C1	Nasal swab, alveolar lavage, bacterial fluid, transport medium, anal swab, pharyngeal swab, vaginal swab, cervical swab, tissue exudate	XT32C1	Pharyngeal swab, nasopharyngeal swab, serum, plasma, vaginal samples
Whole blood Genomic DNA/RNA extraction reagent	XT4C2	Fresh or frozen whole blood	XT32C2	Whole blood
Bacterial DNA/RNA extraction reagent	XT4C3	Urine, feces	XT32C3	Urine, feces
Sputum DNA/RNA extraction reagent	XT4C4	Sputum	XT32C4	Sputum
Advanced nucleic acid extraction reagent	XT4C5	Saliva, human tissue	XT32C5	Mucus, tissue, whole blood, cervical exfoliated cells



FEATURES

- ✓ It adopts high-level thermoelectric Peltier cooler module and a new generation of semiconductor heating and cooling technology, with a service life up to one million cycles.
- ✓ Fast ramp of 6.5°C /s, saving valuable experiment time.
- ✓ Adopt maintenance free and long life LED light source, no need to replace the light source regularly and recalibrate the dye.
- ✓ The built in standard program file template can help you quickly edit the required file.
- ✓ Real-time display of program progress, fast access to experimental data and results.
- ✓ USB interface can support U disk to store/ retrieve PCR data and LAN to update software, an external computer can also be used to control.
- ✓ A variety of analysis methods and software algorithms meet the diverse needs of users, and the automatic calculation method gently simplifies the difficulty of analysis.

REAL TIME PCR MACHINE

Real-Time PCR machine is a portable fluorescence quantitative PCR instrument with 4 channels and 16 & 32 well block, the system incorporates innovative optical technologies with powerful software to provide maximal reliability and efficiency for your entire real time PCR assay. Application: The product can be used for real-time detection in veterinary, human, aquatic and food diagnostics, forest farm, breeding farm and water source. It is used for rapid diagnosis of disaster and epidemic disease, inspection and quarantine in the field of food safety and scientific research in biological laboratories.



SPECIFICATION	MODEL NO: GL-CQ41	MODEL NO: GL-CQ42
Sample capacity	16×0.2 ml	32×0.2 ml (16 well, double block)
Consumable	Clear 0.2 ml PCR tube/8 tube strip	Clear 0.2 ml PCR tube/8 tube strip
Reaction volume	20-100 µl	10-100 µl
Temperature control technology	Marlow thermoelectric Peltier cooler module	Marlow customized Peltier allow 1,000,000
Temperature Range	0-100°C (Resolution: 0.1°C)	0-100°C (Resolution: 0.1°C)
Uniformity	± 0.2°C	±0.25°C
Accuracy	± 0.2°C	±0.25°C
Excitation wavelength 4 Channels (FAM/VIC/ROX/CY5)	F1:465 nm, F2: 525 nm F3:571 nm, F4: 628 nm	F1:465 nm, F2: 525 nm F3:571 nm, F4: 628 nm
Detection wavelength 4 Channels (FAM/VIC/ROX/CY5)	F1:510 nm, F2: 525 nm F3:612 nm, F4: 692 nm	F1:510 nm, F2: 525 nm F3:612 nm, F4: 692 nm
No. of fluorescent Channels	4	4
Factory Calibrated Dyes	FAM/VIC/ROX/CY5	FAM/SYBR Green I, HEX/VIC/JOE/ TET; ROX; CY5
Sensitivity	1 copy	1 copy
Power	DC15 V 240 W	DC15 V 255 W



DIAGNOSTICS FOR ALL

Human Healthcare, Animal Diagnostics, Food Safety & Aquatic Pathogen Screening



CONTRACT PRODUCT DEVELOPMENT

Your Vision, we will make it real!! We design, prototype, and manufacture innovative products, both conceived in-house and as a contract service



CONTRACT MANUFACTURING

An embedded CMO who leverage decades of scientific expertise, operational excellence, and best-in-class facilities to provide you with one of the most reliable manufacturing options for high quality supply chain assurance



DIAGNOSTIC AUTOMATIONS

Automation tailored to the needs of the laboratory can expedite workflow and optimize the productivity. Specialized in streamlining workflow and processes.

Genes for Life S.R.L
75-77 Buzesti Street, 9th Floor, Room no. 7,
Sector 1, 011013, Bucharest, Romania.

✉ info@thegenes4life.com

India Office: No. D3, 3rd Floor,
Sai Aster Ananthpura Yelahanka
Bengaluru -560064

☎ +91 97786 98070 🌐 www.qtaqdx.com

www.qtaqdx.com



MOLECULAR DIAGNOSTICS

Product List



MOLECULAR DIAGNOSTICS

In the era of precision medicine, molecular diagnostics has become an essential and reliable tool for the confirmation of disease condition & its management. We offer diagnostic solution in the field of Food Safety, Animal Health and Human Healthcare. Genes for Life Molecular Diagnostic Tests are intended for the precise detection of target gene by real-time PCR/RT-PCR. We offer user-friendly solutions for diagnostics, that simplify operations, reduce manual tasks and increase efficiency & quality. The redefined product format of Genes for Life, streamlines and simplifies workflows, without compromising its accuracy and sensitivity.



**TRANSFORMING
HEALTHCARE WITH
INNOVATIVE
MOLECULAR
DIAGNOSTICS:
PURSUING TO BE
THE GLOBAL
LEADER IN IVD
SOLUTIONS**



Molecular Diagnostics assures

- ✓ No more -20 °C storage. Ensures the Shipping & Storage at Room Temperature (<30 °C)
- ✓ Long Shelf life
- ✓ Comfortable & Affordable pack sizes
- ✓ Suitable for low throughput laboratories
- ✓ Affordable Real time PCR Machine for the new and upcoming labs
- ✓ Easier Work flow, thus less skilled technical manpower
- ✓ Kit is supported with endogenous internal control (IC) which serves as the extraction control and helps to exclude the unreliable result
- ✓ Well validated with Global Standards
- ✓ Precision Manufacturing: Manufactured in fully automated Manufacturing line

At Genes for Life, we strive to transform the healthcare through Innovative and accurate solutions. With our expertise scientific team, we offer a Comprehensive portfolio to meet your Molecular diagnostic needs across various category segments.

INSTRUMENT COMPATIBILITY	Compatible with Applied Bio systems (ABI) 7500, Bio-Rad CFX96, QIAGEN Rotor Gene Q and other PCR instruments with FAM, HEX/VIC channels
DETECTION CHANNELS	
Single Pathogen Detection	FAM, HEX
Simultaneous Detection of Two Pathogens	FAM, HEX, ROX
Simultaneous Detection of Three or More Pathogens	FAM, HEX, ROX, Cy5



AQUA DIAGNOSTICS

QTag aqua Molecular Diagnostic platform offers Real Time PCR and RT-PCR Kits for the differential diagnosis of various diseases in Shrimp. Kit is supported with endogenous internal control (IC) which serves as the extraction control and helps to exclude the unreliable result. High sensitivity and specificity are established by opting the specific conserved target sequence of various viruses. With the PCR reaction mix provided the amplification of template can be quantitatively monitored by the increasing fluorescence signal detected by a Real Time PCR instrument. Accurate and reliable diagnostics are essential for identifying diseases early, enabling rapid containment, minimizing stock losses, and protecting the health of entire aquatic systems. By delivering advanced, species-specific diagnostic tools, QTag aqua empowers aquaculture operations with timely insights that improve biosecurity, support sustainable farming practices, and reduce the economic risks associated with disease outbreaks.

AQUA MULTIPLEX PANEL

The Aqua Multiplex Panel redefines molecular diagnostics in aquaculture by enabling the simultaneous detection of multiple aquatic pathogens or biomarkers in a single, consolidated RT-PCR reaction. Unlike conventional single-plex assays—which require separate reactions for each target—our multiplex solution optimizes workflow efficiency by saving time, reducing reagent usage, and minimizing sample volume, all while maintaining high sensitivity and specificity.

Each panel is strategically designed around common disease presentations in aquatic species, where multiple pathogens can cause overlapping clinical signs and are often difficult to differentiate through traditional methods. This targeted, species-relevant diagnostic approach enables rapid and accurate differential diagnosis, making it an ideal solution for high-throughput aquaculture laboratories and field-based health monitoring programs where speed, diagnostic accuracy, and cost-efficiency are essential.



PRODUCT NAME	PRODUCT CODE	SENSITIVITY	GENE	SPECIMEN FOR TESTING	DESCRIPTION
PANAEID SHRIMP PATHOGEN MULTIPLEX RT-PCR (PSPM-PCR) TEST	GLA024	White Spot Syndrome Virus (WSSV) can be reliably detected at a sensitivity of 30 IU/ml, Enterocytozoon hepatopenaei (EHP) has a detection limit of 50 IU/ml. Infectious hypodermal and hematopoietic necrosis virus (IHHNV) can be detected at 40 IU/ml, and Vibrio parahaemolyticus (VP) sensitivity with a detection limit of 25 IU/ml.	VP664 gene for White Spot Syndrome Virus (WSSV), the swp gene for Enterocytozoon hepatopenaei (EHP), the NS2 gene for Infectious hypodermal and hematopoietic necrosis virus (IHHNV), and the toxR gene for Vibrio parahaemolyticus (VP)	Gills, Muscle tissue	Real-Time PCR Test Kit is a molecular diagnostic tool used to rapidly and accurately detect WSSV DNA, EHP DNA, IHHNV RNA and Vibrio parahaemolyticus in shrimp tissues, The PCR detection system includes an endogenous internal control and the signal obtained from the endogenous control primer and probe set will vary according to the amount of biological material present in a given sample.

AQUA SINGLEPLEX

Our Aqua Single-plex Real-Time PCR kits are designed for precise, target-specific detection of individual aquatic pathogens or genetic markers. Ideal for applications where focused, high-accuracy analysis is essential, these assays deliver outstanding sensitivity, specificity, and reproducibility tailored to the unique needs of aquaculture diagnostics. Each kit is carefully optimized to produce clear, reliable results—making them perfectly suited for confirmatory testing, low-throughput laboratory workflows, or field investigations where the highest level of diagnostic precision is required.



PRODUCT NAME	PRODUCT CODE	SENSITIVITY	GENE	SPECIMEN FOR TESTING	DESCRIPTION
WHITE SPOT SYNDROME VIRUS (WSSV) REAL TIME PCR TEST	GLA001	30 IU/ml	VP664 gene	Shrimp tissues (Gills, Muscle)	White Spot Syndrome Virus (WSSV) Real-Time PCR Test Kit is a molecular diagnostic tool used to rapidly and accurately detect WSSV RNA in shrimp
ENTEROCYTOZOOM HEPATOPENAEI REAL TIME PCR TEST	GLA003	50 IU/ml	swp gene	Tissue samples of shrimp and Sediment	Enterocytozoon hepatopenaei (EHP) Real-Time PCR Test Kit is a molecular diagnostic tool designed to detect and quantify EHP DNA in shrimp tissues, particularly the hepatopancreas
INFECTIOUS HYPODERMAL AND HEMATOPOIETIC NECROSIS VIRUS (IHHNV) REAL TIME RT-PCR TEST	GLA008	40 IU/ml	NS2 gene	Gill tissue, Muscle tissue	Infectious Hypodermal and Hematopoietic Necrosis Virus (IHHNV) Real-Time PCR Test Kit is a molecular diagnostic tool designed to detect and quantify IHHNV DNA in shrimp samples

VIBRIO PARAHAEMOLYTICUS (Vp) REAL TIME PCR TEST	GLA020	25 IU/ml	toxR gene	Shrimp Tissues	Vibrio parahaemolyticus Real-Time PCR Test Kit is a molecular diagnostic tool designed to detect and quantify Vibrio parahaemolyticus, a Gram-negative bacterium commonly found in marine environments and associated with foodborne illnesses.
ACUTE HEPATOPANCREATIC NECROSIS DISEASE (AHPND) REAL TIME PCR TEST	GLA013	20 IU/ml	pirA gene.	Tissue samples of shrimp and Sediment	Acute hepatopancreatic necrosis disease (AHPND) Real Time PCR Kit is designed for the quantitative detection of nucleic acid from tissue samples of shrimp
BACULOVIRUS PENAEI (BP) REAL TIME PCR TEST	GLA022	30 IU/ml	18srRNA gene	Tissue samples of shrimp	Baculovirus Penaei (BP) Real Time PCR Kit is designed for the quantitative detection of nucleic acid from tissue samples of shrimp
COVERT MORTALITY NODAVIRUS (CMNV) REAL TIME RT PCR TEST	GLA012	45 IU/ml	RdRp gene	Shrimp Tissues (Gills, Muscle tissue)	Covert mortality nodavirus (CMNV) Real Time RT PCR Kit for the qualitative detection of nucleic acid from tissue samples of shrimp
MONODON BACULOVIRUS (MBV) REAL TIME PCR TEST	GLA004	40 IU/ml	Polh gene	Tissue samples of shrimp	Monodon Baculovirus (MBV) Real-Time PCR Kit is a diagnostic tool used to detect Monodon Baculovirus in shrimp samples
TAURA SYNDROME VIRUS (TSV) REAL TIME RT PCR TEST	GLA009	35 IU/ml	ORF1 gene.	Tissue samples of shrimp, Whole Post-Larvae	Taura syndrome virus (TSV) Real Time RT PCR Kit for the qualitative detection of nucleic acid from gill or muscle samples of shrimp
PENAEUS VANNAMEI NODAVIRUS (PvNV) REAL TIME RT PCR TEST	GLA010	20 IU/ml	Capsid protein gene	Tissue samples of shrimp	Penaeus Vannamei Nodavirus (PvNV) Real Time RT PCR Kit for the qualitative detection of nucleic acid from tissue samples of shrimp
SHRIMP HEMOCYTE IRIDESCENT VIRUS (SHIV) REAL TIME PCR TEST	GLA002	45 IU/ml	ATPase (OR-F114R) gene	Shrimp Tissues	Shrimp Hemocyte Iridescent Virus (SHIV) Real-Time PCR Kit is a molecular diagnostic tool designed to detect and quantify SHIV DNA in shrimp tissues
HEPATOPANCREATIC PARVOVIRUS (HPV) REAL TIME PCR TEST	GLA007	30 IU/ml	NS1 gene	Tissue samples of shrimp	Hepatopancreatic Parvovirus (HPV) Real-Time PCR Kit is a molecular diagnostic tool designed for the sensitive and specific detection of HPV DNA in shrimp tissues
INFECTIOUS MYONECROSIS VIRUS (IMNV) REAL TIME RT PCR TEST	GLA005	45 IU/ml	ORF1 gene	Tissue samples of shrimp	Infectious Myonecrosis Virus (IMNV) Real-Time RT-PCR Kit is a molecular diagnostic tool designed for the rapid and sensitive detection of IMNV in shrimp
LEAM-SING VIRUS (LSNV) REAL TIME RT PCR TEST	GLA014	25 IU/ml	RdRP gene	Tissue samples of shrimp	Laem-Singh Virus (LSNV) Real-Time RT-PCR Kit is a sensitive and specific molecular test used to detect LSNV RNA in shrimp
MOURILYAN VIRUS (MoV) REAL TIME RT PCR TEST	GLA017	30 IU/ml	G2 virion gene	Tissue samples of shrimp	Mourilyan virus (MoV) Real Time RT PCR Kit is designed for the quantitative detection of nucleic acid from tissue samples of shrimp

MACROBRACHIUM ROSENBERGII NODAVIRUS (MrNV) REAL TIME PCR TEST	GLA021	30 IU/ ml	Caspid protein gene	Tissue samples of shrimp	Macrobrachium rosenbergii nodavirus (MrNV) Real Time PCR Kit is designed for the quantitative detection of nucleic acid from tissue samples of shrimp
NECROTIZING HEPATOPANCREATITIS (NHP) REAL TIME PCR TEST	GLA011	45 IU/ml	16S rRNA gene	Shrimp Tissues	Necrotizing hepatopancreatitis (NHP) Real Time PCR Kit is designed for the quantitative detection of nucleic acid from tissue samples of shrimp
SPAWNER ISOLATED MORTALITY VIRUS (SMV) REAL TIME PCR TEST	GLA018	40 IU/ml	18SrRNA gene	Tissue samples of shrimp	Spawner-Isolated Mortality Virus (SMV) Real-Time PCR Kit is a molecular diagnostic tool designed to detect SMV RNA in shrimp tissues
SPIROPLASMA (SP) REAL TIME PCR TEST	GLA023	35 IU/ml	Caspid protein gene	Tissue samples of shrimp	Spiroplasma (SP)Real Time PCR Kit is designed for the quantitative detection of nucleic acid from tissue samples of shrimp
LUMINOUS VIBRIOSIS - V. HARVEYI REAL TIME PCR TEST	GLA016	25 IU/ml	16SrRNA gene	Tissue samples of shrimp	Luminous Vibriosis - V. harveyi Real Time PCR Kit is designed for the quantitative detection of nucleic acid from tissue samples of shrimp





MOLECULAR NUCLEIC ACID EXTRACTION SYSTEM

The QTAQ XT system enables efficient isolation and purification of high-quality DNA and RNA from a wide range of clinical and research samples, including whole blood, serum, plasma, sputum, urine, tissue, saliva, cerebrospinal fluid (CSF), cell culture fluids, cell scrapings, faeces, and PEFBT. The platform supports both spin column and silica-coated magnetic bead-based kits, offering flexibility based on sample type and throughput needs. Each kit is precisely formulated and optimized for specific specimen categories, ensuring maximum yield, purity, and integrity of nucleic acids. High-quality DNA/RNA is critical to the success of molecular workflows — and QTAQ XT delivers nucleic acids you can trust for consistent performance in downstream applications such as PCR, qPCR, RT-PCR, and more.

MAGNETIC BEAD BASED EXTRACTION KIT

Our Magnetic Bead-Based Extraction Kit utilizes advanced magnetic particle technology to efficiently isolate high-quality nucleic acids from a variety of sample types. During the process, nucleic acids bind selectively to the surface of silica-coated magnetic beads in the presence of optimized lysis and binding buffers. These beads are then easily separated using a magnetic field, allowing for rapid, hands-free purification with minimal sample loss. This method ensures high purity, excellent yield, and integrity of DNA/RNA, making it ideal for a wide range of clinical, research, and diagnostic applications, including downstream use in PCR, qPCR, and sequencing workflows.

Test type	Professional use only
Specimen type	Whole Blood, Serum, Plasma, Sputum, Urine, Tissue, Saliva, CSF, Cell Culture fluid, Cell scrapings, Faeces & PEFBT
Packing Configuration	20T Pack
Storage condition	Shipped & Stored at RT

Product Name	Product Code
QTAQ XT Magnetic Particle Technology Specimen: Urine, Saliva, Cell Culture fluid, Swabs, CSF, Cell Scrapings, WB, Serum, Plasma and Tissue	GLXM001
QTAQ XT Magnetic Particle Technology Specimen: Faecal Samples	GLXM002
QTAQ XT Magnetic Particle Technology Specimen: Sputum	GLXM003
QTAQ XT Magnetic Particle Technology Specimen: Paraffin Embedded Formalin Based Tissue (PEFBT)	GLXM004
QTAQ XT Magnetic Particle Technology Specimen: Bacterial spore extraction	GLXM005
QTAQ XT Magnetic Particle Technology Specimen: Feather tip	GLXM006

COLUMN BASED EXTRACTION KIT

The QTAQ Column-Based Extraction Kit is built on the proven principle of nucleic acid binding to a silica gel membrane embedded within a spin column. During the extraction process, nucleic acids selectively adhere to the membrane under chaotropic salt conditions, while impurities are efficiently washed away. Elution is achieved using low or no-salt buffers, delivering highly pure DNA or RNA ready for downstream applications. This method ensures consistent yield and purity, making it a reliable choice for routine molecular biology workflows including PCR, qPCR, RT-PCR, and other nucleic acid-based analysis.

Test type	Professional use only
Specimen type	Whole Blood, Serum, Plasma, Sputum, Urine, Tissue, Saliva, CSF, Cell Culture fluid, Cell scrapings, Faeces & PEFBT
Packing Configuration	20T Pack
Storage condition	Shipped & Stored at RT

Product Name	Product Code
QTAQ XT Spin Column Technology Specimen: WB, Serum, Plasma, Urine, Saliva, Cell Culture fluid, Swabs, CSF, Cell Scrapings	GLXC001
QTAQ XT Spin Column Technology Specimen: WB, Serum, Plasma, Urine, Saliva, Cell Culture fluid, Swabs, Tissue & Faecal	GLXC002
QTAQ XT Spin Column Technology Specimen: Sputum	GLXC003
QTAQ XT Spin Column Technology Specimen: Paraffin Embedded Formalin Based Tissue (PEFBT)	GLXC004
QTAQ XT Spin Column Technology Specimen: Feather tip	GLXC005



MOLECULAR DIAGNOSTICS - AUTOMATION SYSTEM

At Genes for Life, we design and manufacture diagnostic tests, instruments, and solution-oriented support systems across the fields of Food Safety, Animal Health, and Human Healthcare. Empowered by innovation and driven by purpose, we are committed to transforming global health outcomes through our integrated Molecular Intelligence Platform. Our robust, end-to-end portfolio is thoughtfully engineered to meet the real-world needs of laboratories, support their customers, and improve the lives of the patients they serve. From early disease detection to treatment monitoring and proactive health management, we empower healthcare systems to stay one step ahead.

The Automated Platform for Advanced Molecular Diagnostics from Genes for Life, offers an extensive array of products in the field of genetic testing. From magnetic bead-based extraction systems to high-performance PCR systems, QTag Automated platform ensures seamless laboratory operations with precise pipetting, accurate temperature control for thermal cycling, and advanced optical readouts. The system is designed to handle a wide range of sample types and volumes, ensuring versatility across different genetic testing applications.



NUCLEIC ACID EXTRACTION SYSTEM

The Nucleic Acid Extraction System is an automated solution designed to efficiently isolate high-quality DNA/RNA for accurate PCR assays. Featuring an optimized inbuilt protocol for mixing and tapping, the system ensures homogeneous suspension of magnetic beads, maximizing DNA yields and maintaining consistency.

This advanced instrument reduces processing time, minimizes human error, and enhances the reproducibility of results, making it an essential tool for both clinical and research laboratories.

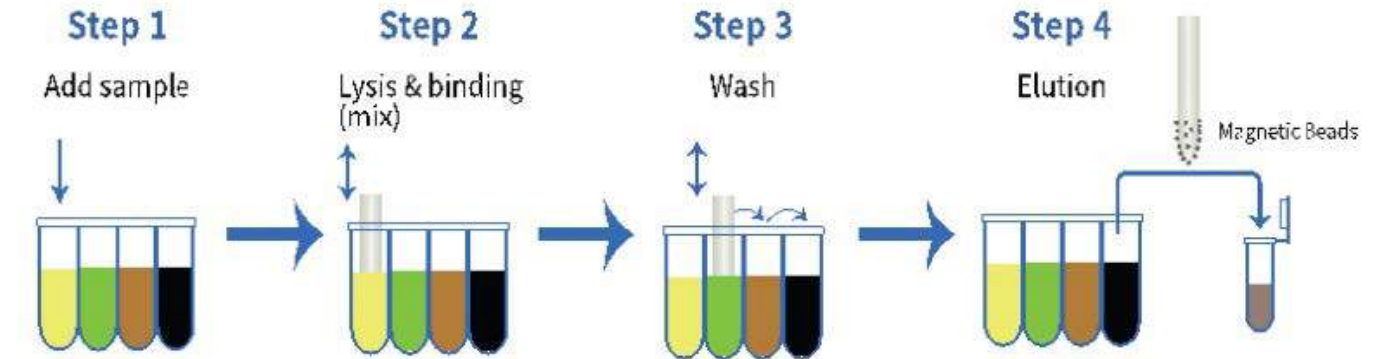
Applications:

This system is ideal for extracting highly purified nucleic acids from a variety of sample types, including those used in veterinary, human, aquatic, and food diagnostics, as well as genetic identity testing, forensic science, biomedical research, and gene expression analysis.

The Nucleic Acid Extraction System, available in 4-sample and 32 sample configurations, utilizes advanced magnetic bead separation technology to efficiently extract RNA and DNA from a wide range of clinical and biological samples. Our proprietary lysis buffer and universal extraction system are optimized for high-efficiency nucleic acid recovery, ensuring superior quality DNA and RNA. The XT4 & XT32 system supports a variety of sample types, including Saliva, Whole blood, Serum, Swabs, Urine, Animal & plant tissues, and more, making it a versatile choice for a broad spectrum of diagnostic and research applications.

Product	Specification
Technology	Magnetic Bead based extraction
Number of Samples	4, 32
Feature	Standalone Machine with touch screen control
Open/Closed System	Closed; Suitable for Magnetic Based Nucleic Acid Extraction kits
Power	AC 100 ~ 240 V, 50 / 60 Hz, 5A (240 V)

Extraction process



Short Extraction Time
It takes 8-13 minutes only from loading sample to Completing the extraction.



POCT
Suitable for various medical environment and finish the extraction process at anytime and anywhere.



Close System
Extraction process are completed in a closed environment and disinfected by ultraviolet lamp to avoid pollution.



Cartridge Details	4 Sample: XT4		32 Sample: XT32	
	Model No.	Sample Type	Model No.	Sample Type
General DNA/ RNA Nucleic acid extraction reagent	XT4C1	Nasal swab, alveolar lavage, bacterial fluid, transport medium, anal swab, pharyngeal swab, vaginal swab, cervical swab, tissue exudate	XT32C1	Pharyngeal swab, nasopharyngeal swab, serum, plasma, vaginal samples
Whole blood Genomic DNA/ RNA extraction reagent	XT4C2	Fresh or frozen whole blood	XT32C2	Whole blood
Bacterial DNA/ RNA extraction reagent	XT4C3	Urine, feces	XT32C3	Urine, feces
Sputum DNA/ RNA extraction reagent	XT4C4	Sputum	XT32C4	Sputum
Advanced nucleic acid extraction reagent	XT4C5	Saliva, human tissue	XT32C5	Mucus, tissue, whole blood, cervical exfoliated cells

SPECIFICATION	MODEL NO: GL-CQ41	MODEL NO: GL-CQ42
Sample capacity	16×0.2 ml	32×0.2 ml (16 well, double block)
Consumable	Clear 0.2 ml PCR tube/8 tube strip	Clear 0.2 ml PCR tube/8 tube strip
Reaction volume	20-100 µl	10-100 µl
Temperature control technology	Marlow thermoelectric Peltier cooler module	Marlow customized Peltier allow 1,000,000
Temperature Range	0-100°C (Resolution: 0.1°C)	0-100°C (Resolution: 0.1°C)
Uniformity	± 0.2°C	±0.25°C
Accuracy	± 0.2°C	±0.25°C
Excitation wavelength 4 Channels (FAM/VIC/ROX/ CY5)	F1:465 nm, F2: 525 nm F3:571 nm, F4: 628 nm	F1:465 nm, F2: 525 nm F3:571 nm, F4: 628 nm
Detection wavelength 4 Channels (FAM/VIC/ROX/ CY5)	F1:510 nm, F2: 525 nm F3:612 nm, F4: 692 nm	F1:510 nm, F2: 525 nm F3:612 nm, F4: 692 nm
No. of fluorescent Channels	4	4
Factory Calibrated Dyes	FAM/VIC/ROX/CY5	FAM/SYBR Green I, HEX/VIC/ JOE/ TET; ROX; CY5
Sensitivity	1 copy	1 copy
Power	DC15 V 240 W	DC15 V 255 W

REAL TIME PCR MACHINE

Real-Time PCR machine is a portable fluorescence quantitative PCR instrument with 4 channels and 16 & 32 well block, the system incorporates innovative optical technologies with powerful software to provide maximal reliability and efficiency for your entire real time PCR assay.

Application: The product can be used for real-time detection in veterinary, human, aquatic and food diagnostics, forest farm, breeding farm and water source. It is used for rapid diagnosis of disaster and epidemic disease, inspection and quarantine in the field of food safety and scientific research in biological laboratories.

FEATURES

- ✓ It adopts high-level thermoelectric Peltier cooler module and a new generation of semiconductor heating and cooling technology, with a service life up to one million cycles.
- ✓ Fast ramp of 6.5°C /s, saving valuable experiment time.
- ✓ Adopt maintenance free and long life LED light source, no need to replace the light source regularly and recalibrate the dye.
- ✓ The built in standard program file template can help you quickly edit the required file.
- ✓ Real-time display of program progress, fast access to experimental data and results.
- ✓ USB interface can support U disk to store/ retrieve PCR data and LAN to update software, an external computer can also be used to control.
- ✓ A variety of analysis methods and software algorithms meet the diverse needs of users, and the automatic calculation method gently simplifies the difficulty of analysis.





DIAGNOSTICS FOR ALL

Human Healthcare, Animal Diagnostics, Food Safety & Aquatic Pathogen Screening



CONTRACT PRODUCT DEVELOPMENT

Your Vision, we will make it real!! We design, prototype, and manufacture innovative products, both conceived in-house and as a contract service



CONTRACT MANUFACTURING

An embedded CMO who leverage decades of scientific expertise, operational excellence, and best-in-class facilities to provide you with one of the most reliable manufacturing options for high quality supply chain assurance



DIAGNOSTIC AUTOMATIONS

Automation tailored to the needs of the laboratory can expedite workflow and optimize the productivity. Specialized in streamlining workflow and processes.

Genes for Life S.R.L
75-77 Buzesti Street, 9th Floor, Room no. 7,
Sector 1, 011013, Bucharest, Romania.

✉ info@thegenes4life.com

India Office: No. D3, 3rd Floor,
Sai Aster Ananthpura Yelahanka
Bengaluru -560064

☎ +91 97786 98070 🌐 www.qtaqdx.com



QTag
food
www.qtaqdx.com

**MOLECULAR
DIAGNOSTICS**
Product List

**TRANSFORMING HEALTHCARE
WITH INNOVATIVE MOLECULAR
DIAGNOSTICS:**

PURSUING TO BE THE GLOBAL
LEADER IN IVD SOLUTIONS



At Genes for Life, we strive to transform the healthcare through Innovative and accurate solutions. With our expertise scientific team, we offer a Comprehensive portfolio to meet your Molecular diagnostic needs across various category segments.



**MOLECULAR
DIAGNOSTICS**



In the era of precision medicine, molecular diagnostics has become an essential and reliable tool for the confirmation of disease condition & its management. We offer diagnostic solution in the field of Food Safety, Animal Health and Human Healthcare. Genes for Life Molecular Diagnostic Tests are intended for the precise detection of target gene by real-time PCR/RT-PCR. We offer user-friendly solutions for diagnostics, that simplify operations, reduce manual tasks and increase efficiency & quality. The redefined product format of Genes for Life, streamlines and simplifies workflows, without compromising its accuracy and sensitivity.

Molecular Diagnostics assures

- ✓ No more -20 °C storage. Ensures the Shipping & Storage at Room Temperature (<30 °C)
- ✓ Long Shelf life
- ✓ Comfortable & Affordable pack sizes
- ✓ Suitable for low throughput laboratories
- ✓ Affordable Real time PCR Machine for the new and upcoming labs
- ✓ Easier Work flow, thus less skilled technical manpower
- ✓ Kit is supported with endogenous internal control (IC) which serves as the extraction control and helps to exclude the unreliable result
- ✓ Well validated with Global Standards
- ✓ Precision Manufacturing: Manufactured in fully automated Manufacturing line

INSTRUMENT COMPATIBILITY	Compatible with Applied Bio systems (ABI) 7500, Bio-Rad CFX96, QIAGEN Rotor Gene Q and other PCR instruments with FAM, HEX/VIC channels
DETECTION CHANNELS	
Single Pathogen Detection	FAM, HEX
Simultaneous Detection of Two Pathogens	FAM, HEX, ROX
Simultaneous Detection of Three or More Pathogens	FAM, HEX, ROX, Cy5



FOOD DIAGNOSTICS



At the forefront of food safety and quality control, early detection of contaminants, monitoring of pathogens, and ensuring regulatory compliance are critical. Our Molecular Intelligence Platform is designed to support food safety professionals in this dynamic and rapidly evolving industry. With emerging contaminants, microbial mutations, and shifting regulatory standards constantly reshaping the landscape, traditional testing methods often struggle to keep pace. Our platform empowers laboratories and food producers with the advanced tools needed to stay ahead—delivering timely, accurate, and actionable insights essential for ensuring food safety and protecting public health.

QTag Food, our comprehensive product line for food diagnostics, offers a wide range of specialized Real-Time PCR kits tailored for the detection and monitoring of pathogens and other foodborne threats. Our diagnostic solutions are engineered to meet the increasing demands of food safety testing—offering rapid, sensitive, and reproducible results that support quality assurance, risk mitigation, and consumer trust. Committed to innovation, we continually enhance our PCR technologies to address emerging risks and ensure effective responses to evolving food safety challenges.



FOOD MULTIPLEX PANEL

The Food Multiplex Panel redefines molecular diagnostics in food safety by enabling the simultaneous detection of multiple foodborne pathogens or contaminants in a single, consolidated RT-PCR reaction. Unlike conventional single-plex kits—which require separate reactions for each target—our multiplex solution significantly improves testing efficiency by saving time, reducing reagent consumption, and minimizing sample usage, all while maintaining high sensitivity and specificity.

Each panel is strategically developed to target groups of pathogens or markers that commonly co-occur in specific food products or production environments, where contamination sources can be complex and difficult to differentiate. This targeted approach ensures rapid and accurate identification of multiple threats in a single test, making it an ideal choice for high-throughput food testing laboratories where speed, reliability, and cost-efficiency are essential.



PRODUCT NAME	PRODUCT CODE	SENSITIVITY	GENE	SPECIMEN FOR TESTING	DESCRIPTION
MULTIPLEX FOOD REAL TIME PCR TEST	GLF012	Campylobacter (5 IU/ml), Shigella (5 IU/ml), Salmonella (20.45 IU/ml), E. coli (5 IU/ml), Yersinia (6.5 IU/ml), Vibrio cholerae (10 IU/ml), Listeria monocytogenes (7.5 IU/ml), Enterococcus faecalis (5 IU/ml), Streptococcus pyogenes (5 IU/ml), Staphylococcus aureus (10 IU/ml), Vibrio parahaemolyticus (25 IU/ml), and Helicobacter pylori (10 IU/ml)	16S rRNA gene for Campylobacter, the ipaH gene for Shigella, the ttrC gene for Salmonella, the lacY gene for E. coli, and the foxA gene for Yersinia. Other tests include the OmpW gene for Vibrio cholerae, the hly gene for Listeria monocytogenes, the ddl gene for Enterococcus faecalis, the spy gene for Streptococcus pyogenes, the ebpS gene for Staphylococcus aureus, the toxR gene for Vibrio parahaemolyticus, and the glmM gene for Helicobacter pylori	Raw poultry, beef, pork, eggs, dairy products, processed foods, and water	Multiplex Food Real Time PCR Test kit for the qualitative/quantitative detection of nucleic acid from food, water and surface swab samples. Detect foodborne pathogens, and other important food safety and quality targets, quickly and accurately. Our food safety PCR assays offer qualitative detection of the major pathogens such as Shigella spp, Salmonella, V. cholera, V. parahaemolyticus, Yersinia, S. pyogenes, S. aureus, Listeria, E.coli, E. faecalis, Helicobacter pylori and Campylobacter
COW-BUFFALO MEAT IDENTIFICATION REAL TIME PCR TEST	GLF021	Cow Meat is 10 IU/ml and Buffalo Meat is 15 IU/ml	16S rRNA genes of Buffalo and Cow	Meat Samples	Cow-Buffalo Meat Identification Real-Time PCR (qPCR) Test is used to detect and distinguish bovine (cow) and buffalo DNA in meat or meat products. This is crucial for meat authentication, halal compliance, food labeling, and anti-adulteration surveillance

DOG-PIG MEAT IDENTIFICATION REAL TIME PCR TEST	GLF022	Dog Meat is 12.5 IU/ml and Pig Meat is 15IU/ml	CYTB genes of Pig and Dog	Meat Samples	Dog-Pig Meat Identification Real-Time PCR (qPCR) Test is used to detect the presence of canine (dog) and porcine (pig) DNA in meat products or raw materials. It's important for ensuring compliance with food labeling laws, religious dietary restrictions (e.g. Halal, Kosher), and preventing the illegal sale of dog meat.
---	---------------	--	---------------------------	--------------	---

FOOD SINGLEPLEX

Our Food Single-plex Real-Time PCR kits are designed for precise, target-specific detection of individual foodborne pathogens, allergens, or genetic markers. Ideal for applications where focused and highly accurate analysis is critical, these assays deliver exceptional sensitivity, specificity, and reproducibility tailored to food safety testing. Each kit is carefully optimized to provide clear, dependable results—making them especially well-suited for confirmatory testing, low-throughput laboratory workflows, or situations where maximum assay precision is required.



PRODUCT NAME	PRODUCT CODE	SENSITIVITY	GENE	SPECIMEN FOR TESTING	DESCRIPTION
CAMPYLOBACTER REAL TIME PCR TEST	GLF001	5 IU/ml	16S rRNA gene	Raw meats (especially poultry), raw or unpasteurized dairy products, ready-to-eat foods, water samples, swabs from food processing surfaces, and environmental samples like soil and feces.	Campylobacter Real-Time PCR Test is a molecular diagnostic method used to detect Campylobacter species, which are common foodborne pathogens, in food samples. This test uses real-time PCR (Polymerase Chain Reaction) technology to amplify and quantify specific DNA sequences from Campylobacter species, providing a rapid and accurate detection method
SHIGELLA REAL TIME PCR TEST	GLF002	5 IU/ml	ipaH gene	Raw poultry, beef, pork, eggs, dairy products, processed foods, and water	Shigella Real-Time PCR Test is a molecular diagnostic method used to detect the presence of Shigella species in clinical and food samples. This test uses real-time PCR technology to amplify and quantify specific DNA sequences of Shigella, allowing for rapid and accurate detection
SALMONELLA REAL TIME PCR TEST	GLF003	20.45 IU/ml	ttrC gene	Stool samples from patients, food items (such as raw meats, eggs, and dairy products), water samples, environmental swabs from food processing surfaces, and fecal samples from animals	Salmonella Real-Time PCR Test is a molecular diagnostic tool used to detect Salmonella species in clinical, food, and environmental samples. By targeting specific DNA sequences of Salmonella, this test offers rapid, sensitive, and accurate identification of the pathogen

E. COLI REAL TIME PCR TEST	GLF004	5 IU/ml	lacY gene	Raw and undercooked meats, dairy products, fresh produce, and ready-to-eat foods	E. coli Real-Time PCR Test is a molecular diagnostic method used to detect Escherichia coli in clinical, food, water, and environmental samples. This test targets specific genetic markers of E. coli, including pathogenic strains such as E. coli O157:H7, and provides rapid, sensitive, and specific results. It is widely used in public health, food safety, and clinical diagnostics to monitor contamination and prevent outbreaks.
YERSINIA REAL TIME PCR TEST	GLF005	6.5 IU/ml	foxA gene	Raw and undercooked pork, dairy products, ready-to-eat foods, vegetables, and water	Yersinia Real-Time PCR Test is a molecular diagnostic method used to detect Yersinia species, particularly Yersinia enterocolitica and Yersinia pseudotuberculosis, in food, clinical, and environmental samples. This test targets specific genetic markers, providing rapid, sensitive, and specific detection of pathogenic strains. It is commonly used in food safety testing to monitor contamination in pork, dairy products, and ready-to-eat foods, helping prevent foodborne illness outbreaks.
VIBRIO CHOLERAEE REAL TIME PCR TEST	GLF006	10 IU/ml	OmpW gene	Raw and undercooked seafood (especially shellfish), contaminated water, vegetables irrigated with unsafe water	Vibrio cholerae Real-Time PCR Test is used to detect the presence of V. cholerae in food samples such as seafood (especially shellfish), contaminated water, and other ready-to-eat products, ensuring rapid and accurate identification to prevent cholera outbreaks.
LISTERIA MONOCYTOGENES REAL TIME PCR TEST	GLF007	7.5 IU/ml	hly gene	Soft cheeses, unpasteurized milk, deli meats, smoked seafood, and ready-to-eat products	Listeria monocytogenes Real-Time PCR Test Kit is a molecular diagnostic tool used to rapidly detect Listeria monocytogenes in food, environmental, and clinical samples. This kit targets specific genetic markers unique to L. monocytogenes and provides sensitive, accurate, and real-time results. It is widely used in food safety testing to prevent listeriosis outbreaks, especially in high-risk foods like ready-to-eat products, dairy, and deli meats.
ENTEROCOCCUS FAECALIS REAL TIME PCR TEST	GLF008	5 IU/ml	ddl gene	Dairy products, meats, seafood, and processed foods, as well as water and environmental swabs	Enterococcus faecalis Real-Time PCR Test is a molecular diagnostic method used to detect Enterococcus faecalis, a bacterium associated with food spoilage and potential health risks, in various samples. This test targets specific DNA sequences of E. faecalis, providing rapid, sensitive, and accurate detection.
STREPTOCOCCUS PYOGENES REAL TIME PCR TEST	GLF009	5 IU/ml	spy gene	Milk and cheese samples, cooked meat products, Rinse water, Seafood samples like shrimp and salmon	Streptococcus pyogenes Real-Time PCR Test Kit designed for food testing is a molecular diagnostic tool used to detect the presence of S. pyogenes DNA in food samples.

STAPHYLOCOCCUS AUREUS REAL TIME PCR TEST	GLF010	10 IU/ml	ebpS gene	Dairy products such as milk, cheese, and yogurt are frequently tested for contamination, as are ready-to-eat foods like salads, sandwiches, and deli meats, which can be vulnerable to <i>S. aureus</i> if not handled properly. Additionally, meat products—including raw and cooked poultry, beef, and pork	Staphylococcus aureus Real-Time PCR Test Kit is designed for the rapid and accurate detection of <i>S. aureus</i> DNA in food samples, clinical samples, and environmental swabs. This test ensures food safety, especially in ready-to-eat foods, dairy products, and meat, and is essential for preventing foodborne outbreaks.
VIBRIO PARAHAEMOLYTICUS REAL TIME PCR TEST	GLF011	25 IU/ml	toxR gene	Raw and cooked seafood, Seawater and aquaculture water,	Vibrio parahaemolyticus Real-Time PCR Test is to rapidly detect and quantify <i>Vibrio parahaemolyticus</i> DNA in seafood, water, and other food samples using real-time PCR (qPCR), ensuring food safety and public health compliance.
HELICOBACTER PYLORI REAL TIME PCR TEST	GLF024	10 IU/ml	glmM gene	Ready-to-eat foods like salads and sandwiches, raw and cooked meats such as poultry and beef, dairy products like milk and cheese, beverages such as water and fruit juices, and fresh fruits and vegetables	Helicobacter pylori Real-Time PCR Test Kit is used to detect <i>H. pylori</i> DNA in food samples, providing a rapid and accurate method for identifying potential contamination in food products. <i>H. pylori</i> is a bacterium commonly associated with gastritis, ulcers, and other gastrointestinal issues in humans. Its presence in food is a concern because it can be transmitted through fecal-oral or oral-oral routes, typically from contaminated water or food sources
DOG MEAT IDENTIFICATION REAL TIME PCR TEST	GLF014	12.5 IU/ml	CYTB gene	Meat Samples	Real-Time PCR (qPCR) test for dog meat identification is a molecular diagnostic assay used to detect and confirm the presence of canine (dog) DNA in a meat sample. This kind of assay is important in food safety, forensic testing, and regulatory enforcement to prevent the illegal sale or mislabeling of meat products.
PIG MEAT IDENTIFICATION REAL TIME PCR TEST	GLF015	15 IU/ml	CYTB gene	Meat Samples	Pig Meat Identification Real-Time PCR (qPCR) Test is a sensitive and specific method used to detect the presence of porcine (pig) DNA in food, meat, or biological samples. This test is widely used in food authentication, religious food certification (e.g., Halal, Kosher), and forensic applications.
COW MEAT IDENTIFICATION REAL TIME PCR TEST	GLF016	10 IU/ml	16S rRNA genes	Meat Samples	Cow Meat Identification Real-Time PCR (qPCR) Test, used for detecting the presence of bovine (cow) DNA in raw, processed, or mixed meat samples.
EQUINE MEAT IDENTIFICATION REAL TIME PCR TEST	GLF017	7.5 IU/ml	ND1 genes	Meat Samples	Equine Meat Identification Real-Time PCR (qPCR) Test, designed to detect horse (equine) DNA in raw, cooked, or processed food/meat samples.
CAMEL MEAT IDENTIFICATION REAL TIME PCR TEST	GLF018	10 IU/ml	16S rRNA genes	Meat Samples	Camel Meat Identification Real-Time PCR (qPCR) Test, which is designed to detect camel DNA (typically <i>Camelus dromedarius</i>) in raw, cooked, or processed samples.


BUFFALO MEAT IDENTIFICATION REAL TIME PCR TEST	GLF020	15 IU/ml	16S rRNA gene	Meat Samples	Buffalo Meat Identification using Real-Time PCR (qPCR), ideal for detecting the presence of buffalo (<i>Bubalus bubalis</i>) DNA in food, meat, or processed samples.
---	--------	----------	---------------	--------------	---

UNIVERSAL ENRICHMENT MEDIA

PRODUCT NAME	PRODUCT CODE	SPECIFICITY	VOLUME & STORAGE	DESCRIPTION
UNIVERSAL ENRICHMENT MEDIA	GLF023	Shigella spp, Salmonella, V. cholera, V. parahaemolyticus, Yersinia, S. pyogenes, S. aureus, Listeria, E. coli, E. faecalis and Campylobacter	10 ml, STORAGE: 2-25°C	Universal enrichment Media is a non-selective medium used for the recovery of bacteria from samples such as food, water and surface swab samples. universal enrichment broth to screen for multiple pathogens simultaneously compliments multiplex detection platforms. The medium is well buffered, containing sodium and potassium phosphates, which allows the recovery of pH sensitive bacteria. The major pathogens such as Shigella spp, Salmonella, V. cholera, V. parahaemolyticus, Yersinia, S. pyogenes, S. aureus, Listeria, E. coli, E. faecalis, H.pylori and Campylobacter suspected food, water surface swabs are used for the enrichment prior to the PCR test



VisiCount MICROBIAL TEST PLATE



The VisiCount Microbial Test Plate Series is a rapid food safety detection solution that leverages cold gel technology for quick and reliable microbial analysis. Designed for simplicity and ease of use, it allows for straightforward operation and result interpretation. Ideal for use across different stages of food production, processing, and quality control, this series enhances testing efficiency while minimizing labour and equipment costs.

Comparison to Traditional Agar Method

- ▶ Save 95% of Incubation Space
- ▶ Increase 80% of Work Efficiency
- ▶ Reduce 45% of Labor Costs
- ▶ Reduce 75% of Testing Time

PRODUCT CODE	PRODUCT NAME	SPECIFICATION	INCUBATION	SHELF LIFE	STORE
GLF025	VisiCount Rapid Aerobic (RAC) Count plate	25T/bag	24±2 hours	18 months	2-8 °C
GLF026	VisiCount Rapid Coliforms (RCC) Count plate	25T/bag	18-24 hours	18 months	2-8 °C
GLF027	VisiCount Rapid Yeast & Mold (RYM) Count Plate	25T/bag	48-72 hours	18 months	2-8 °C
GLF028	VisiCount Rapid Staphylococcus Aureus (RSA) Count Plate	25T/bag	24±2 hours	18 months	2-8 °C
	Rapid Staphylococcus Aureus (RSA) Express Reagent	9ml/bag	-	12 months	2-8 °C
GLF029	VisiCount Rapid E. Coli & Coliform (REC) Count plate	25T/bag	18-24 hours	18 months	2-8 °C
	Sample Spreader for Plate	OD: 7.5 cm	-	-	-

ATP CLEANING VERIFICATION SOLUTION

Portable ATP Hygiene Monitoring System

The Portable ATP Hygiene Monitoring System is an advanced solution for managing and implementing hygiene monitoring programs. Utilizing innovative testing swabs, it delivers hygiene level assessments within seconds, with results instantly displayed on-screen. Incorporating cutting-edge technology, this system offers a user-friendly, flexible, and highly accurate approach to quality monitoring. Designed to enhance operational efficiency, it brings maximum value to your business.

FAST
Result in 10 sec for one test

Powerful Memory Capacity
256 test plans, 256 user IDs, 2000 test program, 1000 results

User-friendly
3.5 inch high resolution color screen, intuitive menus, less bot-toms, simple to use

Connectivity
Connect PC via USB, connect printe or app in Android system mobile phone and pad through Bluetooth

Highly Portable
Within 300g with battery

Sensitive
Detect down to 10 mol of ATP

Template
Pre-configured templates including different industries and locations, to-gether with upper and lower limits can start your test immediately

Low Consumption
Using Li-ion battery that can work more than 8h continu-ally

SPECIFICATION

Product code	GLF030
Dimensions	189mmx70mmx35mm
Weight	280g
Detection Limit	10-16 mol ATP
Detection Deviation	±5% or ±5 RLUs
Self-calibration at Startup	15s or 60s
Real-time Detection Time	10s/test
Memory Capacity	256 test plans, 256 user IDs, 2000 test pro-gram and 10000 results
Communication Interface	USB, Bluetooth
Test Repeatability	8%-20%
Correlation Coefficient	R2 ≥ 0.995
Power Supply	Rechargeable battery
Running Time	Continuously work for > 8 hours, standby for>600 hours
Operating Temperature Range	5-40°C
Operating humidity Range	20-80%

MYCOTOXIN TESTING SOLUTIONS

Your Food Safety, Our Commitment.

Mycotoxins are harmful compounds frequently found in cereals, milk, and related products, posing significant health risks. As a result, strict international regulations have been established. We provide dependable detection solutions—including enzyme immunoassays and lateral flow methods—that comply with global standards. Our tests cover a broad spectrum of mycotoxins, including Aflatoxins, Ochratoxin A, Patulin, Fumonisin, Zearalenone, Deoxynivalenol, and T-2 toxin.

We provide comprehensive solutions for mycotoxin testing

- ▶ Qualitative and quantitative colloidal gold lateral flow rapid test kits
- ▶ Quantitative fluorescence lateral flow rapid test kits
- ▶ ELISA test kits
- ▶ Sample pretreatment columns
- ▶ Rapid testing suitcase laboratory



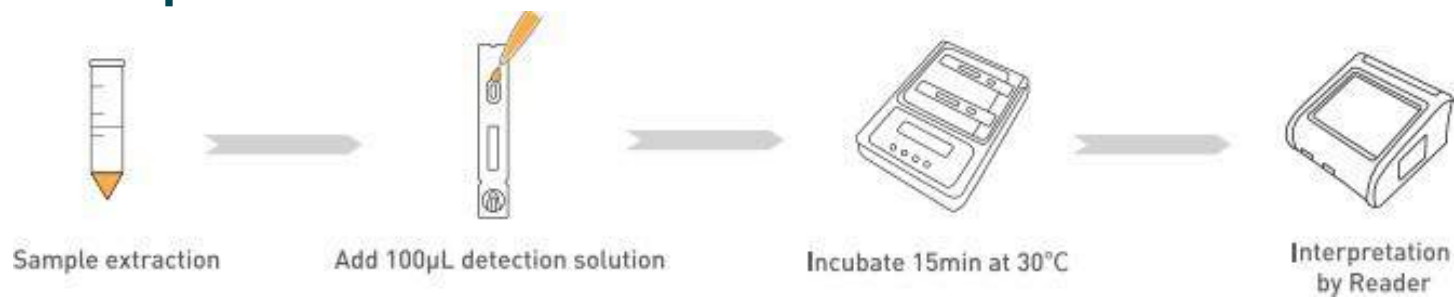
Advantages

- ▶ Suitable for a wide variety of sample types
- ▶ Supports both qualitative and quantitative analysis
- ▶ Simplified one-step procedure (no need for pre-mixing)
- ▶ Standardized pretreatment process for all mycotoxins
- ▶ Results can be visually interpreted
- ▶ Comprehensive range of incubators and readers available
- ▶ Multiple pretreatment column options
- ▶ User-friendly operation
- ▶ High accuracy and reliability
- ▶ Economical and cost-efficient

Fluorescence Lateral Flow Rapid Test Kit

Product Code	Product Name	Linear Range	LOQ
GLF031	AFB1	1-50ppb	2ppb
GLF032	AFB1(for vegetable oils)	1-50ppb	2ppb
GLF033	DON	50-5000ppb	100ppb
GLF034	ZEN	10-1000ppb	20ppb
GLF035	OTA	2-50ppb	5ppb
GLF036	T-2 Toxin	10-1000ppb	20ppb
GLF037	FUM	100-10000ppb	200ppb
GLF038	AFT	1-50ppb	2ppb
GLF039	AFT	3-150ppb	6ppb
GLF040	PAT	10-200ppb	20ppb

Test procedure



MOLECULAR NUCLEIC ACID EXTRACTION SYSTEM

The QTAQ XT system enables efficient isolation and purification of high-quality DNA and RNA from a wide range of clinical and research samples, including whole blood, serum, plasma, sputum, urine, tissue, saliva, cerebrospinal fluid (CSF), cell culture fluids, cell scrapings, faeces, and PEFBT. The platform supports both spin column and silica-coated magnetic bead-based kits, offering flexibility based on sample type and throughput needs. Each kit is precisely formulated and optimized for specific specimen categories, ensuring maximum yield, purity, and integrity of nucleic acids. High-quality DNA/RNA is critical to the success of molecular workflows — and QTAQ XT delivers nucleic acids you can trust for consistent performance in downstream applications such as PCR, qPCR, RT-PCR, and more.

MAGNETIC BEAD BASED EXTRACTION KIT

Our Magnetic Bead-Based Extraction Kit utilizes advanced magnetic particle technology to efficiently isolate high-quality nucleic acids from a variety of sample types. During the process, nucleic acids bind selectively to the surface of silica-coated magnetic beads in the presence of optimized lysis and binding buffers. These beads are then easily separated using a magnetic field, allowing for rapid, hands-free purification with minimal sample loss. This method ensures high purity, excellent yield, and integrity of DNA/RNA, making it ideal for a wide range of clinical, research, and diagnostic applications, including downstream use in PCR, qPCR, and sequencing workflows.

Test type	Professional use only
Specimen type	Whole Blood, Serum, Plasma, Sputum, Urine, Tissue, Saliva, CSF, Cell Culture fluid, Cell scrapings, Faeces & PEFBT
Packing Configuration	20T Pack
Storage condition	Shipped & Stored at RT

Product Name	Product Code
QTAQ XT Magnetic Particle Technology Specimen: Urine, Saliva, Cell Culture fluid, Swabs, CSF, Cell Scrapings, WB, Serum, Plasma and Tissue	GLXM001
QTAQ XT Magnetic Particle Technology Specimen: Faecal Samples	GLXM002
QTAQ XT Magnetic Particle Technology Specimen: Sputum	GLXM003
QTAQ XT Magnetic Particle Technology Specimen: Paraffin Embedded Formalin Based Tissue (PEFBT)	GLXM004
QTAQ XT Magnetic Particle Technology Specimen: Bacterial spore extraction	GLXM005
QTAQ XT Magnetic Particle Technology Specimen: Feather tip	GLXM006





COLUMN BASED EXTRACTION KIT

The QTAQ Column-Based Extraction Kit is built on the proven principle of nucleic acid binding to a silica gel membrane embedded within a spin column. During the extraction process, nucleic acids selectively adhere to the membrane under chaotropic salt conditions, while impurities are efficiently washed away. Elution is achieved using low or no-salt buffers, delivering highly pure DNA or RNA ready for downstream applications.

This method ensures consistent yield and purity, making it a reliable choice for routine molecular biology workflows including PCR, qPCR, RT-PCR, and other nucleic acid-based analysis.

Test type	Professional use only
Specimen type	Whole Blood, Serum, Plasma, Sputum, Urine, Tissue, Saliva, CSF, Cell Culture fluid, Cell scrapings, Faeces & PEFBT
Packing Configuration	20T Pack
Storage condition	Shipped & Stored at RT

Product Name	Product Code
QTAQ XT Spin Column Technology Specimen: WB, Serum, Plasma, Urine, Saliva, Cell Culture fluid, Swabs, CSF, Cell Scrapings	GLXC001
QTAQ XT Spin Column Technology Specimen: WB, Serum, Plasma, Urine, Saliva, Cell Culture fluid, Swabs, Tissue & Faecal	GLXC002
QTAQ XT Spin Column Technology Specimen: Sputum	GLXC003
QTAQ XT Spin Column Technology Specimen: Paraffin Embedded Formalin Based Tissue (PEFBT)	GLXC004
QTAQ XT Spin Column Technology Specimen: Feather tip	GLXC005

MOLECULAR DIAGNOSTICS - AUTOMATION SYSTEM

At Genes for Life, we design and manufacture diagnostic tests, instruments, and solution-oriented support systems across the fields of Food Safety, Animal Health, and Human Healthcare. Empowered by innovation and driven by purpose, we are committed to transforming global health outcomes through our integrated Molecular Intelligence Platform. Our robust, end-to-end portfolio is thoughtfully engineered to meet the real-world needs of laboratories, support their customers, and improve the lives of the patients they serve. From early disease detection to treatment monitoring and proactive health management, we empower healthcare systems to stay one step ahead.

The Automated Platform for Advanced Molecular Diagnostics from Genes for Life, offers an extensive array of products in the field of genetic testing. From magnetic bead-based extraction systems to high-performance PCR systems, QTAQ Automated platform ensures seamless laboratory operations with precise pipetting, accurate temperature control for thermal cycling, and advanced optical readouts. The system is designed to handle a wide range of sample types and volumes, ensuring versatility across different genetic testing applications.



NUCLEIC ACID EXTRACTION SYSTEM

The Nucleic Acid Extraction System is an automated solution designed to efficiently isolate high-quality DNA/RNA for accurate PCR assays. Featuring an optimized inbuilt protocol for mixing and tapping, the system ensures homogeneous suspension of magnetic beads, maximizing DNA yields and maintaining consistency.

This advanced instrument reduces processing time, minimizes human error, and enhances the reproducibility of results, making it an essential tool for both clinical and research laboratories.

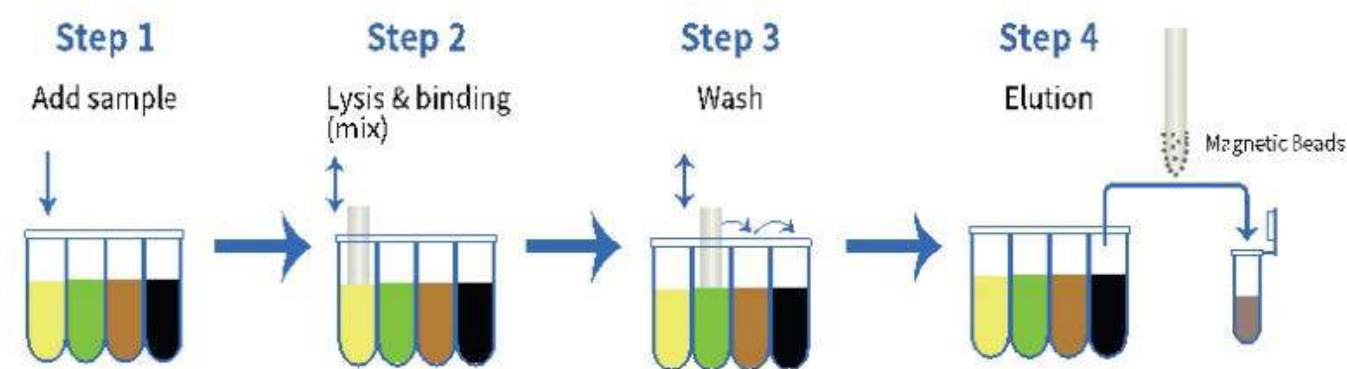
Applications:

This system is ideal for extracting highly purified nucleic acids from a variety of sample types, including those used in veterinary, human, aquatic, and food diagnostics, as well as genetic identity testing, forensic science, biomedical research, and gene expression analysis.

The Nucleic Acid Extraction System, available in 4-sample and 32 sample configurations, utilizes advanced magnetic bead separation technology to efficiently extract RNA and DNA from a wide range of clinical and biological samples. Our proprietary lysis buffer and universal extraction system are optimized for high-efficiency nucleic acid recovery, ensuring superior quality DNA and RNA. The XT4 & XT32 system supports a variety of sample types, including Saliva, Whole blood, Serum, Swabs, Urine, Animal & plant tissues, and more, making it a versatile choice for a broad spectrum of diagnostic and research applications.

Product	Specification
Technology	Magnetic Bead based extraction
Number of Samples	4, 32
Feature	Standalone Machine with touch screen control
Open/Closed System	Closed; Suitable for Magnetic Based Nucleic Acid Extraction kits
Power	AC 100 ~ 240 V, 50 / 60 Hz, 5A (240 V)

Extraction process



Short Extraction Time

It takes 8-13 minutes only from loading sample to Completing the extraction.



POCT

Suitable for various medical environment and finish the extraction process at anytime and anywhere.



Close System

Extraction process are completed in a closed environment and disinfected by ultraviolet lamp to avoid pollution.



QTag
xt

Cartridge Details	4 Sample: XT4		32 Sample: XT32	
Specification	Model No.	Sample Type	Model No.	Sample Type
General DNA/ RNA Nucleic acid extraction reagent	XT4C1	Nasal swab, alveolar lavage, bacterial fluid, transport medium, anal swab, pharyngeal swab, vaginal swab, cervical swab, tissue exudate	XT32C1	Pharyngeal swab, nasopharyngeal swab, serum, plasma, vaginal samples
Whole blood Genomic DNA/ RNA extraction reagent	XT4C2	Fresh or frozen whole blood	XT32C2	Whole blood
Bacterial DNA/ RNA extraction reagent	XT4C3	Urine, feces	XT32C3	Urine, feces
Sputum DNA/ RNA extraction reagent	XT4C4	Sputum	XT32C4	Sputum
Advanced nucleic acid extraction reagent	XT4C5	Saliva, human tissue	XT32C5	Mucus, tissue, whole blood, cervical exfoliated cells

REAL TIME PCR MACHINE

Real-Time PCR machine is a portable fluorescence quantitative PCR instrument with 4 channels and 16 & 32 well block, the system incorporates innovative optical technologies with powerful software to provide maximal reliability and efficiency for your entire real time PCR assay. Application: The product can be used for real-time detection in veterinary, human, aquatic and food diagnostics, forest farm, breeding farm and water source. It is used for rapid diagnosis of disaster and epidemic disease, inspection and quarantine in the field of food safety and scientific research in biological laboratories.

FEATURES

- ✓ It adopts high-level thermoelectric Peltier cooler module and a new generation of semiconductor heating and cooling technology, with a service life up to one million cycles.
- ✓ Fast ramp of 6.5°C /s, saving valuable experiment time.
- ✓ Adopt maintenance free and long life LED light source, no need to replace the light source regularly and recalibrate the dye.
- ✓ The built in standard program file template can help you quickly edit the required file.
- ✓ Real-time display of program progress, fast access to experimental data and results.
- ✓ USB interface can support U disk to store/ retrieve PCR data and LAN to update software, an external computer can also be used to control.
- ✓ A variety of analysis methods and software algorithms meet the diverse needs of users, and the automatic calculation method gently simplifies the difficulty of analysis.

SPECIFICATION	MODEL NO: GL-CQ41	MODEL NO: GL-CQ42
Sample capacity	16×0.2 ml	32×0.2 ml (16 well, double block)
Consumable	Clear 0.2 ml PCR tube/8 tube strip	Clear 0.2 ml PCR tube/8 tube strip
Reaction volume	20-100 µl	10-100 µl
Temperature control technology	Marlow thermoelectric Peltier cooler module	Marlow customized Peltier allow 1,000,000
Temperature Range	0-100°C (Resolution: 0.1°C)	0-100°C (Resolution: 0.1°C)
Uniformity	± 0.2°C	±0.25°C
Accuracy	± 0.2°C	±0.25°C
Excitation wavelength 4 Channels (FAM/VIC/ROX/ CY5)	F1:465 nm, F2: 525 nm F3:571 nm, F4: 628 nm	F1:465 nm, F2: 525 nm F3:571 nm, F4: 628 nm
Detection wavelength 4 Channels (FAM/VIC/ROX/ CY5)	F1:510 nm, F2: 525 nm F3:612 nm, F4: 692 nm	F1:510 nm, F2: 525 nm F3:612 nm, F4: 692 nm
No. of fluorescent Channels	4	4
Factory Calibrated Dyes	FAM/VIC/ROX/CY5	FAM/SYBR Green I, HEX/VIC/ JOE/ TET; ROX; CY5
Sensitivity	1 copy	1 copy
Power	DC15 V 240 W	DC15 V 255 W



DIAGNOSTICS FOR ALL

Human Healthcare, Animal Diagnostics,
Food Safety & Aquatic Pathogen Screening



CONTRACT PRODUCT DEVELOPMENT

Your Vision, we will make it real!! We design, prototype, and manufacture innovative products, both conceived in-house and as a contract service



CONTRACT MANUFACTURING

An embedded CMO who leverage decades of scientific expertise, operational excellence, and best-in-class facilities to provide you with one of the most reliable manufacturing options for high quality supply chain assurance



DIAGNOSTIC AUTOMATIONS

Automation tailored to the needs of the laboratory can expedite workflow and optimize the productivity. Specialized in streamlining workflow and processes.

Genes for Life S.R.L
75-77 Buzesti Street, 9th Floor, Room no. 7,
Sector 1, 011013, Bucharest, Romania.
✉ info@thegenes4life.com

India Office: No. D3, 3rd Floor,
Sai Aster Ananthpura Yelahanka
Bengaluru -560064
☎ [+91 97786 98070](tel:+919778698070) 🌐 www.qtaqdx.com

www.qtaqdx.com



Research **Products**



Molecular Biology Reagents

- ▶ Realtime PCR teaching kits (with extraction + PCR)
 1. Q-pcr 2 channel real time pcr kits- master mix containing PP, FAM – Bacteriophage DNA, Hex – b-actin.
 2. Rt qpcr RTPCR Transcribed RNA, HEX B-actin.
 3. Sybr green q-pcr. IC – B-actin only
- ▶ Conventional PCR teaching kits Master MIX + Primer. Gel Analysis. Control – B-actin
- ▶ Extraction Kits – Magnetic Bead, Column Based
- ▶ PCR Master mix – Single use Lyophilized Master Mix – 2 strip pack, each strip in individually packed. QPCR, RT PCR
- ▶ Isothermal Reagents – Lamp Master Mix
- ▶ Magnetics Beads – VDO



Consumables

- ▶ PCR strips and caps – Low Profile, High Profile
- ▶ Cell counting slides

Equipment

- ▶ Educational Realtime PCR Machine
- ▶ Extraction Machine
- ▶ ELISA readers
- ▶ ELISA washer
- ▶ Digital Microscope
- ▶ Inverted Microscope



Molecular Biology – Reagents

qPCR 2-Channel Real-Time PCR Kit

MASTER MIX WITH PROBE PAIR (PP)
FAM CHANNEL FOR BACTERIOPHAGE DNA | HEX CHANNEL FOR B-ACTIN (INTERNAL CONTROL)

Designed for Training, Academic Research, and Assay Learning on Real-Time PCR systems

qPCR 2-Channel Real-Time PCR Kit is a ready-to-use master mix formulated for high-sensitivity detection using dual-labelled hydrolysis probes. Designed for multiplex detection, this RUO-grade mix enables simultaneous quantification of an exogenous control (Bacteriophage DNA) and an endogenous control (β -actin) in a single reaction.

The kit uses a probe-based qPCR master mix pre-configured for:

- ▶ FAM channel – To detect DNA template
- ▶ HEX channel – To detect β -actin gene as an endogenous internal control

Ordering Information

Product Code	Description	Pack Size
GLR001	qPCR 2-Channel Real Time PCR Kit	10 Rxn
GLR001-C	Custom Academic Pack	On Request

RT-qPCR 2-Channel Real-Time PCR Kit

RT-PCR MASTER MIX FOR RNA DETECTION

FAM CHANNEL – TARGET RNA | HEX CHANNEL – B-ACTIN (INTERNAL CONTROL)

Designed for Training, Academic Research, and Assay Learning on Real-Time PCR systems

RT qPCR 2-Channel PCR Kit is a Research Use Only (RUO) tool, ideal for educational institutions, molecular biology teaching labs, and entry-level research programs. It enables reverse transcription and real-time detection in a single-tube workflow.

The kit uses a probe-based RT-PCR master mix pre-configured for:

- ▶ FAM channel – To detect transcribed RNA template
- ▶ HEX channel – To detect β -actin gene as an endogenous internal control

Ordering Information

Product Code	Description	Pack Size
GLR002	RT qPCR 2 Channel RT-PCR Kit	10 Rxn
GLR002-C	Custom Academic Pack	On Request

SYBR Green qPCR Kit (RUO)

REAL-TIME PCR MASTER MIX WITH INTERNAL CONTROL – B-ACTIN

Reliable, Affordable, and Ideal for Gene Expression Studies, Assay Validation, and Educational Training.

SYBR Green-based Real-Time PCR kit is a ready-to-use, RUO-grade master mix optimized for high-efficiency DNA amplification analysis and educational training purposes. It includes validated primers for B-actin, which serves as a consistent internal control for normalization in qPCR experiments. Ideal for routine lab assays, academic training, and gene expression workflows using intercalating dye chemistry.

Ordering Information

Product Code	Description	Pack Size
GLR003	SYBR Green qPCR Kit	10 Rxn
GLR003-C	Custom Academic Pack	On Request

Conventional PCR Teaching Kits

HANDS-ON LEARNING TOOL FOR PCR EDUCATION AND SKILL DEVELOPMENT

Empowering students to master the fundamentals of PCR through guided, real-world experimentation.

Conventional PCR Teaching Kits are designed specifically for colleges, universities, training centers, and workshop facilitators looking to provide students with hands-on experience in end-point PCR. These kits contain all the reagents and consumables needed to teach the core principles of PCR and DNA amplification.

Each kit includes target-specific primers, positive control DNA, and a PCR-ready master mix — making it an ideal plug-and-play solution for instructors and students.

Specifications:

- ▶ Ready-to-use reagents: no need for extra preparation
- ▶ Includes target-specific primers (e.g., for B-actin)
- ▶ Positive control DNA provided for successful amplification
- ▶ Optimized for 25–35 cycles on standard thermal cyclers
- ▶ Suitable for agarose gel electrophoresis analysis



Ordering Information

Product Code	Description	Pack Size
GLR004-25X	Conventional PCR Teaching Kit	25 reactions
GLR004-50X	Conventional PCR Teaching Kit	50 reactions
GLR004-C	Custom Academic Pack	On Request

Nucleic Acid Extraction Kits

MAGNETIC BEAD-BASED & COLUMN-BASED SOLUTIONS

Reliable, high-yield nucleic acid purification kits for research and training applications

Our Nucleic Acid Extraction Kits offer two versatile platforms — Magnetic Bead-Based and Spin Column-Based — designed for efficient isolation of DNA or RNA from a variety of sample types, including swabs, blood, tissue, saliva, and cultured cells. Suitable for molecular diagnostics research, PCR/qPCR workflows, and academic labs, these kits ensure high-purity nucleic acid recovery with consistent results.

Feature	Magnetic Bead-Based Kit	Column-Based Kit
Principle	Magnetic bead binding & separation	Silica membrane spin-column
Workflow Type	Manual or Automatable	Manual only
Sample Types	Swab, blood, saliva, tissue, cells	Swab, blood, saliva, tissue, cells
Equipment Required	Magnetic stand or instrument	Microcentrifuge
Time to Extract	~15–20 minutes	~20–30 minutes
Binding Capacity	High – suitable for low/high input	Moderate – optimal for standard input
Purity (A260/280)	1.8–2.0	1.8–2.0
Yield Range	20–50 ng/μL (depending on sample)	15–40 ng/μL
Reusability of Equipment	Magnetic stand reusable	Spin columns single-use
Automation Compatibility	✓ Yes	✗ No
Storage Conditions	2–8°C or RT	2–8°C or RT
Downstream Compatibility	PCR, RT-PCR, qPCR	PCR, RT-PCR, qPCR
Pack Size	10 Rxn	

Ordering Information

Product Code	Product Name
Magnetic Bead Based Extraction Kit	
GLXM001	QTAQ XT Magnetic Particle Technology Specimen: Urine, Saliva, Cell Culture fluid, Swabs, CSF, Cell Scrapings, WB, Serum, Plasma and Tissue
GLXM002	QTAQ XT Magnetic Particle Technology Specimen: Faecal Samples
GLXM003	QTAQ XT Magnetic Particle Technology Specimen: Sputum
GLXM004	QTAQ XT Magnetic Particle Technology Specimen: Paraffin Embedded Formalin Based Tissue (PEFBT)
GLXM005	QTAQ XT Magnetic Particle Technology Specimen: Bacterial spore extraction
GLXM006	QTAQ XT Magnetic Particle Technology Specimen: Feather tip

Product Code	Product Name
Column Based Extraction Kit	
GLXC001	QTAQ XT Spin Column Technology Specimen: WB, Serum, Plasma, Urine, Saliva, Cell Culture fluid, Swabs, CSF, Cell Scrapings
GLXC002	QTAQ XT Spin Column Technology Specimen: WB, Serum, Plasma, Urine, Saliva, Cell Culture fluid, Swabs, Tissue & Faecal
GLXC003	QTAQ XT Spin Column Technology Specimen: Sputum
GLXC004	QTAQ XT Spin Column Technology Specimen: Paraffin Embedded Formalin Based Tissue (PEFBT)
GLXC005	QTAQ XT Spin Column Technology Specimen: Feather tip

Lyophilized PCR Master Mix

SINGLE-USE, STRIP-PACKED FORMAT FOR PCR, QPCR & RT-PCR

Convenient, contamination-free, and stable master mix for real-world lab and field use.

The Lyophilized PCR Master Mix is a single-use, room-temperature stable PCR reagent system packaged in individually sealed strip (8 tubes). It is available in formulations for Conventional PCR, Real-Time qPCR, and Reverse Transcription PCR (RT-PCR). Designed for both lab-based and point-of-use applications, this format ensures maximum stability, accuracy, and convenience.

Each 2-strip pack includes, 2 nos of 8-tube strips, with each strip individually packed to reduce handling and contamination risk — ideal for field research, training kits, and routine PCR labs.

Key Features

- ▶ Lyophilized single-use format – No cold chain needed
- ▶ Each strip individually sealed – Long-term stability and contamination control
- ▶ Just add sample and primers
- ▶ Stable at room temperature for 12 months

PRODUCT VARIANTS & ORDERING INFORMATION				
Product Code	Catalog No.	Type	Application	Pack Size
LYO-PCR	GLR005	Standard PCR	Endpoint amplification	2 STRIPS, 10 STRIP, BULK
LYO-RT	GLR006	One-Step RT-PCR	RNA to cDNA & amplification	
2 STRIP - 16 WELLS; 10 PACK (160 TUBES) - 16 TUBES X 10 PACKS; BULK - CUSTOM PACKING AS PER REQUIREMENT				

Isothermal Reagents – LAMP Master Mix

LYOPHILIZED SINGLE-USE TUBES FOR RAPID, FIELD-READY DNA/RNA AMPLIFICATION

A fast, robust, and equipment-minimal solution for isothermal nucleic acid amplification — ideal for labs, diagnostics, and field deployment.

LAMP Master Mix is a single-use lyophilized reagent format, pre-dispensed into 0.2 mL PCR tubes, enabling simple and rapid isothermal amplification of nucleic acids without the need for a thermal cycler. These reagents are optimized for Loop-mediated Isothermal Amplification (LAMP) — known for its speed, sensitivity, and minimal instrumentation requirements.

Each tube is vacuum-sealed and stable at ambient temperature, making it highly suitable for point-of-care diagnostics, mobile testing labs, resource-limited settings, and training kits.



Key Features

- ▶ Lyophilized, single-use tubes – pre-aliquoted, individually packed
- ▶ Supports DNA and RNA templates
- ▶ Ready-to-use: just add primers and sample
- ▶ No thermal cycler required
- ▶ Visual detection via colorimetric, fluorescent, or turbidimetric readouts (variant-specific)

Ordering Information

Product Code	Description	Pack Size
GLR007	LAMP Master Mix	16 Rxn
GLR007-C	Custom Pack	On Request

Magnetic Beads – For Nucleic Acid Extraction

HIGH-PERFORMANCE MAGNETIC BEADS FOR NUCLEIC ACID EXTRACTION



Optimized for fast, efficient, and scalable DNA/RNA binding in molecular workflows

Magnetic Beads are superparamagnetic particles engineered for high-yield nucleic acid isolation. Designed for use in both manual and automated systems, they offer excellent performance across a variety of sample types including clinical swabs, saliva, blood, cell lysates, and environmental samples.

Ideal for PCR, qPCR, RT-PCR, and LAMP workflows, these beads are compatible with cartridge systems, lab automation, and manual magnetic stands — making them suitable for both diagnostics and research applications.

Key Features

- ▶ Superparamagnetic beads with uniform size distribution
- ▶ High binding efficiency for DNA/RNA
- ▶ Compatible with a wide range of lysis buffers
- ▶ No centrifugation needed – ideal for automation
- ▶ Reproducible performance in high-throughput formats
- ▶ Stable at room temperature with long shelf life

Ordering Information

Product Code	Description	Pack Size
GLR008	Magnetic Bead – 5mL	100 Rxn
GLR008-C	Custom Pack	On Request



Molecular Biology – Lab Consumables

PCR Strips and Caps

PREMIUM QUALITY PCR CONSUMABLES – LOW PROFILE & HIGH-PROFILE OPTIONS

Engineered for consistent thermal performance and compatibility with all standard PCR instruments.

The QTag range of PCR strips and caps are precision-molded consumables designed to deliver uniform heat transfer, minimal evaporation, and perfect sealing for PCR and qPCR reactions. Available in both Low Profile and High-Profile configurations, these strips are compatible with most standard thermal cyclers and real-time PCR instruments.

Product Variants

Product Code	Variant	Description	Compatibility
GLC001	Low Profile Strips	0.1 mL well volume	Ideal for fast cycling and qPCR
GLC002	High Profile Strips	0.2 mL well volume	Suitable for conventional PCR & standard blocks
GLC003	Flat Caps	Individually attached strip caps	Excellent sealing for qPCR
GLC004	Domed Caps	Higher clearance caps	Best for conventional PCR

Ordering Information

Product Code	Description	Pack Size
GLC001	8-Tube Strip, Low Profile	125 Strips
GLC002	8-Tube Strip, High Profile	125 Strips
GLC003	Flat Cap Strips (8 caps/strip)	125 Strips
GLC004	Domed Cap Strips (8 caps/strip)	125 Strips
GLC004-C	Custom Pack	On Request

Cell Counting Slides

DISPOSABLE, PRECISION-ENGINEERED SLIDES FOR MANUAL OR AUTOMATED CELL COUNTING

Accurate, convenient, and contamination-free solution for microscopy-based cell quantification

Cell Counting Slides are ready-to-use, disposable chambers designed for fast and accurate enumeration of cells under a microscope or automated cell counter. These slides eliminate the need for traditional hemocytometers, cover slips, and tedious cleaning processes — enabling faster workflows and high reproducibility.

Each slide is designed with dual counting chambers and precision depth spacing, allowing reliable cell quantification in biological research, cell culture, and diagnostics.

Key Features

- ▶ Designed for manual and automated cell counters
- ▶ No washing or re-use – ensures sterility and accuracy
- ▶ Compatible with trypan blue and other viability dyes
- ▶ Made from optical-grade plastic for excellent clarity
- ▶ Reduces sample volume and time per count

Product Code	Description	Pack Size
GLC005-S50	Cell Counting Slides – Dual Chamber	50 slides/box
GLC005-S100	Cell Counting Slides – Dual Chamber	100 slides/box
GLC006-S25	Sterile Cell Counting Slides (on request)	25 pack
GLC006-S50	Sterile Cell Counting Slides (on request)	50 pack

Molecular Biology – Equipment

Educational Realtime PCR Machine

REAL-TIME PCR MACHINE – 4 CHANNELS AND 16 & 32 WELL BLOCK

Real-time PCR machines provide fast, accurate, and sensitive detection of genetic material, making them essential tools for diagnostics, research, and molecular biology.

Real-Time PCR machine is a portable fluorescence quantitative PCR instrument with 4 channels and 16 & 32 well block, the system incorporates innovative optical technologies with powerful software to provide maximal reliability and efficiency for your entire real time PCR assay.

Application: The product can be used for real-time detection in veterinary, human, aquatic and food diagnostics, forest farm, breeding farm and water source. It is used for rapid diagnosis of disaster and epidemic disease, inspection and quarantine in the field of food safety and scientific research in biological laboratories.

Product Code	Variant	Description
GL-CQ41	4 channel and 16-well block	Supports a sample capacity of 16 × 0.2 ml and is compatible with clear 0.2 ml PCR tubes or 8-tube strips.
GL-CQ42	4 channels and 32-well block	Features a sample capacity of 32 × 0.2 ml with a 16-well double block design and is compatible with clear 0.2 ml PCR tubes or 8-tube strips.

Extraction Machine

THE NUCLEIC ACID EXTRACTION SYSTEM-AVAILABLE IN 4 & 32 SAMPLE CONFIGURATIONS.

Nucleic Acid Extraction System is an automated solution designed to efficiently isolate high-quality DNA/RNA for accurate PCR assays.

Designed with an optimized built-in protocol for efficient mixing and tapping, this nucleic acid extraction system ensures uniform magnetic bead suspension, delivering higher DNA yields with consistent results. Its advanced automation shortens processing time, reduces human error, and improves reproducibility—making it an indispensable solution for both clinical and research laboratories.

Applications: This system is ideal for extracting highly purified nucleic acids from a variety of sample types, including those used in veterinary, human, aquatic, and food diagnostics, as well as genetic identity testing, forensic science, biomedical research, and gene expression analysis.

Product Code	Variant	Description
XT4	4 Sample Configurations	The system utilizes magnetic bead-based extraction technology and can process up to 4 samples simultaneously.
XT32	32 Sample Configurations	The system employs magnetic bead-based extraction technology and is capable of processing up to 32 samples at a time.



ELISA Readers

Features:

- ▶ 10.1-inch large touch screen operation
- ▶ High precision and accurate results.
- ▶ Software: Single wavelength and double wavelengths detection methods.

Parameters:

Model	GLE01
Measurement Channel	Vertical 8 optical channels
Plate Type	96-well microplate
Wavelength Range	340~850nm
Filter	Standard 5 wavelengths of 340, 405, 450, 492, 630nm Optional: Up to 10 wavelengths.
Reading Range	0.000 ~ 4.500Abs
Linear Range	0.000~3.500Abs
Resolution	0.0001Abs
Repeatability	CV≤1.0%
Stability	≤+0.003Abs
Sensitivity	≥ 0.01 mg/L
Channel Difference	≤0.02Abs
Vibration Plate Function	5 kinds of vibration plate function, adjustable 0~255s
Incubation Function	Time Range: 0~60min Temp. Range: RT +4°C~50°C
Power Supply	AC100-240V, 50/60Hz
Instrument Size(W*D*H)	495*340*370mm
Package Size(W*D*H)	610*440*475mm
Net/Gross Weight	12/14kg

ELISA Washer

- ▶ Microcomputer control, automatically complete the plate washing operation.
- ▶ The liquid level sensing function automatically detects the liquid level and automatically alarms when the cleaning liquid is insufficient, and the waste liquid is overflowing.
- ▶ The user-friendly operating system allows users to customize the plate type, set the number of washes, the amount of wash solution, the way to wash the plate, the suction point, the soaking and shaking time and other parameters.
- ▶ The wash head is self-balancing, has two-point aspiration, and performs bottom flushing.
- ▶ 2 kinds of Automatic washing, Soaking and Shaking, to reduce the interference adsorption during the reaction; time adjustable.

Parameters:

Model	GLW01
Cleaning Head	8 channels and 12 channels
Microplate Types	Four kinds, flat bottom, U bottom, V bottom, round bottom
Average Residue	<1µl (per hole)
Liquid Suction Time	0.1-999.9 seconds adjustable, with an interval of 0.1 seconds
Line Flush Time	0~240 seconds, adjustable
Washing Programs	Up to 200 programs
Display	7-inch touch display
Liquid Injection Channels	3 (2 types of lotion and 1 type of distilled water)
Cleaning Needle Position	6 types (horizontal, left, middle, right, bottom, hole spacing)
Consumption	80W
Power Supply	AC220V±10%, 50/60Hz; 110±10%, 60Hz
Packing Size(W*D*H):	690*490*400mm
Gross Weight	22kg

Transmitted warm white LED illumination along with high quality Plan achromatic microscope objective provides uniform illumination of the entire field of view. The system is equipped with 5MP USB3.0 CMOS camera for the fast acquisition of the images and a 60X Plan objective with 0.85NA for high resolution images. System with user specified microscope objective is also available.

A complete user-friendly image acquisition software is provided along with the system. The user can easily control the scanning operation and the camera properties through this software.

Applications include biological cell imaging, cell counting, malaria diagnosis, cancer cell imaging etc.

Digital Microscope

PRODUCT CODE: GLDM01

Digital Microscope for Pathology

Auto-microscope model: Automated digital microscopy system developed for the acquisition of high-resolution images in brightfield observation. The motorized XY sample stage helps the user to scan a particular sample area automatically and the autofocusing system will find the best focused image in each frame before saving it to the pc for further analysis.



Specifications: -	
Optical system: Infinity corrected	Camera Details
Observation method: Brightfield	Sensor: CMOS, Color, 5Mp
Illumination: Transmitted,	Optical format: 1/2.5"
Illumination source: High Bright warm White LED, Intensity Adjustable	Active imaging size: 5.70mm x 4.28mm (7.13mm diagonal)
Microscope objective: Plan Achromatic 60X, 0.85 NA	Active pixels: 2592 H x 1944 V
Focusing: Motorized with Autofocusing	Pixel size: 2.2um x 2.2um
Image acquisition: 100 images / 8 Minutes	Frame rate: 14 fps @ full resolution, 45 fps @ 1024x768
Software: AM_V01	Sensitivity: 1.76V/Lux-sec
	Exposure time: 109us ~ 3000ms
	Spectral range: 380-650nm
XY sample stage - Motorized	SNR: 38.5dB
Travel: 18mm x 18mm	Dynamic range: 67.7dB
Drive: Stepper Motor	Shutter: Electronic rolling shutter
Resolution: 5 microns	Data interface: USB3.0
Accuracy: 5 microns	Software interface: TWAIN\DirectShow
	Operating mode: Continuous output
	Data format: 8 Bit/12 Bit RAW
	Picture format: JPEG/BMP/PNG/RAW

Inverted microscope – Phase contrast

BRIGHTFIELD, PHASE CONTRAST, TRANSMITTED ILLUMINATION

Inverted microscope suitable for Brightfield and Phase contrast observations. Provisions for mounting different well plates and flasks are provided with the system for imaging living cells or organisms. This model is available in Binocular configuration with a 5MP CMOS camera on the side port. The eyepieces are inclined at 45 degrees and are dioptre adjustable. The smooth-operating, ball bearing mounted, quadruple nosepiece provides effortless objective changes. A mechanical stage with co-axial drops down knob is provided as the sample stage. A tension adjustable coaxial coarse and fine mechanism is used for the sample focusing. Powerful Koehler LED illumination with infinity corrected plan achromatic phase contrast objectives are provided for routine inspection applications. A user-friendly software provides live measurement features, and the measured data can be exported as pdf.



Sample stage	Double layer Mechanical stage, Travel = 126mm x 78mm
Double layer Mechanical stage	Travel = 126mm x 78mm = T-flask, 96 well plate, 6 well plate, Glass slide, 54mm Petridish
Focusing	Coaxial coarse and fine focusing mechanism.
Condenser	Long working distance, NA = 0.30, WD = 70mm
Condenser accessories	Pre-centered Phase slider, Manual
Camera Port	Side
Transmitted Illumination	3W white LED, Adjustable intensity
Camera	
Optical format	1/2.5" CMOS
1/2.5" CMOS	5.70mm x 4.28mm
Active pixels	2592 x 1944 (5MP)
Pixel size	2.2 x 2.2 um
Shutter type	Full resolution – 7 fps
Frame rate	380-650nm
Spectral response	
Exposure time	0.072ms – 3000ms
Image format	RAW, BMP, JPG, PNG
Operating temperature	-30 °C to +70 °C
Sensitivity	1.76V/lux-sec(550nm)
Interface	USB2.0
USB2.0	C-mount
Software	Micro Analyser (Image grabbing, Live measurements, Reports etc)

Specification

Model : GLIM01	
Configuration	Inverted
Optical system	Infinity corrected
Observation method	Brightfield, Phase Contrast
Observation Head	Siedentopf Binocular head, 45o, 55-75mm
Eyepieces	WF10X, FN20, Dioptic adjustment – both eyepieces
Nosepiece	Quadruple revolving, positive precision click stops, Manual. RMS thread
Objectives	
1. Plan Achro Phase Contrast 5X/0.10	WD 1
2 Plan Achro Phase Contrast 10X/0.25	WD = 4.3mm, CG=1.2mm
3. Plan Achro Phase Contrast 2X/0.40	WD = 8mm, CG=1.2mm
4. Plan Achro Phase Contrast 40X/0.60	WD = 3.5mm, CG=1.2mm



Inverted microscope – Fluorescence

BRIGHTFIELD, PHASE CONTRAST, EPI-FLUORESCENCE

Inverted fluorescence microscope suitable for Brightfield and Phase contrast observations as well. The fluorescence illuminator is equipped with a manually rotatable 4 position fluorescence filter mount and a high bright white LED with adjustable intensity. Fluorescence filter sets are sold separately. Custom LED illumination wavelength can also be provided on special requests. Provisions for mounting different well plates and flasks are provided with the system for observing living cells or organisms. This model is available in Binocular configuration with a 20MP CMOS camera on the side port. The binocular head is inclined at 45 degrees and both the eyepieces are dioptre adjustable. The smooth-operating, ball bearing mounted, quadruple nosepiece provides effortless objective changes. A mechanical stage with co-axial drops down knob is provided as the sample stage. A tension adjustable coaxial coarse and fine mechanism is used for the sample focusing. A Koehler LED transmitted illumination with plan achromatic phase contrast objectives is provided for routine inspection applications. A set of fluorescence objectives are also provided with the system. A user-friendly software provides live measurement features and the measured data can be exported as pdf.

Specification

Model: GLIM02	
Configuration	Inverted
Optical system	Infinity corrected
Observation method	Brightfield, Phase Contrast, Epifluorescence
Observation Head	Siedentopf Binocular head, 45o, 55-75mm IP
Eyepieces	WF10X, FN20, Dioptic adjustment – both eyepieces
Nosepiece	Quadruple revolving, positive precision click stops, Manual. RMS thread
Objectives	
1. Plan Achro Phase Contrast 5X/0.10	WD = 9mm, CG=1.2mm
2. Plan Achro Phase Contrast 10X/0.25	WD = 4.3mm, CG=1.2mm
3. Plan Achro Phase Contrast 2X/0.40	WD = 8mm, CG=1.2mm
4. Plan Achro Phase Contrast 40X/0.60	WD = 3.5mm, CG=1.2mm
5. Plan Achromatic 20X/0.40	WD = 8.8mm
6. Plan Achromatic 40X/0.60	WD = 3.98mm
7. Plan Achromatic 100X/0.85 dry	WD = 0.40mm
Sample stage	Double layer Mechanical stage
Travel	126mm x 78mm
Sample holders	T-flask, 96 well plate, 6 well plate, Glass slide, 54mm Petri dish
Focusing	Coaxial coarse and fine focusing mechanism.
Condenser	Long working distance, NA = 0.30, WD = 70mm



Condenser accessories	Pre-centered Phase slider, Manual
Camera Port	Side
Transmitted Illumination	3W white LED, Adjustable intensity
Camera	20MP CMOS Color, USB3.0
Sensor type	CMOS Color
Sensor model	Sony IMX183
Resolution	Resolution 5472 x 3648 pixels (20MP)
Sensor size	1"
Pixel size	2.4 um x 2.4um
Frame rate	10 fps @ full resolution
Exposure time	18us – 15S
Data interface	USB 3.0
Shutter	Rolling Shutter
Bit depth	16/8bit
Picture format	JPEG/PNG/TIFF
Mount	C-mount
PC requirements	i5 or above
Epi-fluorescence attachment	
White LED illumination, intensity adjustable	
4 position fluorescence filter cubes mount	
Manually rotatable	
(Filter sets are sold separately)	
(Custom wavelength LED is available as optional)	
Software	Micro Analyser (Image grabbing, Live measurements, Reports etc)

Genes for Life S.R.L
75-77 Buzesti Street, 9th Floor, Room no. 7,
Sector 1, 011013, Bucharest, Romania.
✉ info@thegenes4life.com

India Office: No. D3, 3rd Floor,
Sai Aster Ananthpura Yelahanka
Bengaluru -560064
☎ [+91 97786 98070](tel:+919778698070) 🌐 www.qtaqdx.com